






















SPECIAL PURPOSE VEHICLE

<p>SPRING 《彈簧》</p>	<p>定位彈簧</p>  <p>10243-40441W TCM 2.5T</p> <p>SP-01</p>	<p>剎車彈簧</p>  <p>34B-30-14380 KOMATSU 11S</p> <p>SP-02</p>	<p>剎車彈簧</p>  <p>34B-30-14351 KOMATSU 11S TOYOTA 5F MITSUBISHI S4S (RH)</p> <p>SP-03</p>
<p>剎車彈簧</p>  <p>34B-30-11140 KOMATSU 11S TOYOTA 5F MITSUBISHI S4S (LH)</p> <p>SP-04</p>	<p>剎車彈簧(直型)</p>  <p>TAILIFT / YANG FD25</p> <p>SP-05</p>	<p>剎車彈簧(勾型)</p>  <p>3EC-30-11340 YANG / TAILIFT FD25 L500×140MM</p> <p>SP-06</p>	<p>定位彈簧</p>  <p>90501-16001-71 TOYOTA 7FD40</p> <p>SP-07</p>
<p>支桿彈簧</p>  <p>34B-30-14320 KOMATSU 12S</p> <p>SP-08</p>	<p>變速芯彈簧(大)</p>  <p>33312-23000-71 TOYOTA 5FD25</p> <p>SP-09</p>	<p>變速芯彈簧(小)</p>  <p>33312-23320-71 TOYOTA 7FD25</p> <p>SP-10</p>	<p>來令片彈簧</p>  <p>YANG / TAILIFT / TOYOTA RH (銀色)</p> <p>SP-11</p>
<p>來令片彈簧</p>  <p>YANG / TAILIFT / TOYOTA LH (金色)</p> <p>SP-12</p>	<p>定位彈簧</p>  <p>90501-16003-71 TOYOTA 5/6FD25 9×21MM</p> <p>SP-13</p>	<p>定位彈簧</p>  <p>90501-14001-71 TOYOTA 7/8FD25 9×26MM</p> <p>SP-14</p>	<p>剎車彈簧</p>  <p>3ED-30-31270 KOMATSU FD40</p> <p>SP-15</p>
<p>來令片彈簧</p>  <p>3EC-30-11310 KOMATSU FD40 LH (金色)</p> <p>SP-16</p>	<p>來令片彈簧</p>  <p>3EC-30-11250 KOMATSU FD40 RH (銀色)</p> <p>SP-17</p>	<p>剎車彈簧</p>  <p>TAILIFT FD25 RH (銀色)</p> <p>SP-18</p>	<p>剎車彈簧</p>  <p>TAILIFT FD25 LH (金色)</p> <p>SP-19</p>



SPECIAL PURPOSE VEHICLE

<p>SPRING 《彈簧》</p>	<p>剎車彈簧</p>  <p>C52-11254-54030 TCM FD50 (Z-7/Z-8) MITSUBISHI FD50~FD70 L:99MM</p> <p>SP-20</p>	<p>離合器彈簧</p>  <p>31326-23001-71 TOYOTA 5FD10-45 ----- 6FD35-45</p> <p>SP-21</p>	<p>剎車彈簧</p>  <p>47115-23000-71 TOYOTA 5FD25-40</p> <p>SP-21-1</p>
<p>離合器彈簧(乾式)</p>  <p>31325-23660-71 TOYOTA 6FD25</p> <p>SP-22</p>	<p>剎車彈簧(乾式)</p>  <p>47119-23600-71 TOYOTA 6FD10-25 ----- 7FD10-50</p> <p>SP-22-1</p>	<p>離合器彈簧(濕式)</p>  <p>31327-23600-71 TOYOTA 6FD25</p> <p>SP-23</p>	<p>離合器彈簧(濕式)</p>  <p>TOYOTA 6FD30</p> <p>SP-23-1</p>
<p>手排車離合器回拉彈簧(乾濕式通用)</p>  <p>31326-23320-71 TOYOTA 7FD20~40</p> <p>SP-24</p>	<p>變速芯彈簧(小)</p>  <p>33312-26600-71 TOYOTA 8FD25/30</p> <p>SP-25</p>	<p>離合器回拉彈簧(乾式)</p>  <p>31325-26600-71 TOYOTA 8FD25/30</p> <p>SP-26</p>	<p>離合器回拉彈簧(濕式)</p>  <p>31327-26600-71 TOYOTA 8FD25/30</p> <p>SP-27</p>
<p>剎車彈簧</p>  <p>91351-05300 MITSUBISHI FD25 S4S</p> <p>SP-28</p>	<p>離合器彈簧</p>  <p>91351-05400 MITSUBISHI FD25 S4S</p> <p>SP-29</p>	<p>剎車/離合器 回拉彈簧</p>  <p>YANG / TAILIFT FD25</p> <p>SP-30</p>	<p>剎車/離合器 回拉彈簧</p>  <p>20155-30061 TCM FD25 (Z-5)700S KOMATSU 11S</p> <p>SP-31</p>
<p>定位彈簧</p>  <p>MITSUBISHI FD25 S4E 9×35MM</p> <p>SP-32</p>	<p>定位彈簧</p>  <p>91326-23800 MITSUBISHI FD25 S4S 9×30MM</p> <p>SP-33</p>	<p>剎車彈簧</p>  <p>TOYOTA / YANG FD15</p> <p>SP-34</p>	<p>剎車回拉彈簧</p>  <p>TOYOTA / YANG FD15</p> <p>SP-35</p>



SPECIAL PURPOSE VEHICLE

<p>SPRING 《彈簧》</p>	<p>離合器寸進彈簧(自排車)2009前  厚 3.5MM 47119-23330-71 TOYOTA 7FG15 4Y/7FD25 SP-36</p>	<p>離合器寸進彈簧(自排車)2009後  厚 4MM 47119-23340-71 TOYOTA 7FG15 4Y/7FD25 SP-37</p>	<p>剎車彈簧  92047-12200 TCM / MITSUBISHI FD50-70 L:105.50MM (RH) SP-38</p>
<p>剎車彈簧  92047-12100 TCM / MITSUBISHI FD50-70 L:105.50MM (LH) SP-39</p>	<p>來令片彈簧  91946-01500 TCM / MITSUBISHI FD50-70 L:91MM (RH) SP-40</p>	<p>來令片彈簧  91946-01400 TCM / MITSUBISHI FD50-70 L:91MM (LH) SP-41</p>	<p>剎車來令片彈簧  92047-02500 MITSUBISHI FD50~70 TCM FD45~70 T9 長99x寬24MM SP-42</p>
<p>油門回拉彈簧  25785-22031 TCM FD25 (Z-5) SP-43</p>	<p>引擎蓋回拉彈簧  216G6-42481 TCM FD25 (Z-5) SP-44</p>	<p>離合器軸承座彈簧  3EB-10-21170 KOMATSU FD25 11S SP-45</p>	<p>變速芯彈簧  134A3-42081 TCM FD25 D700/α SP-46</p>
<p>變速芯彈簧  124T3-42381 TCM FD35 C8 Z7 700S SP-46-1</p>	<p>剎車來令片彈簧  129MM 23653-72171 TCM FD25 T6 TOYOTA 7FD25 SP-47</p>	<p>剎車來令Y型柱  23653-72161 TCM FD25 T6 TOYOTA 7FD25 SP-47-1</p>	<p>離合器彈簧  239B5-42201 TCM FD25 T6/C7 SP-48</p>
<p>剎車踏板回拉彈簧  239B5-42211 TCM FD25 T6/C7 SP-49</p>	<p>油門回拉彈簧  239A5-22253 TCM FD25 T6 SP-50</p>	<p>離合器撥叉彈簧  31225-23320-71 TOYOTA 7FD25 SP-55</p>	<p>離合器撥叉彈簧  31225-26600-71 TOYOTA 8FD25 SP-55-1</p>



SPECIAL PURPOSE VEHICLE

<p>SPRING 《彈簧》</p>	<p>SP-56 INCLUIDNG 4 SPRING AS BELOW</p> <p>剎車彈簧 支桿彈簧</p> <p>SP-56-1 (FOR 2 PCS) SP-56-2 SP-56-3 SP-56-4</p>		<p>剎車來令片彈簧</p> <p>47475-31960-71 TOYOTA 5FD40 (RH)</p> <p>SP-57</p>
<p>剎車來令片彈簧</p> <p>47476-31960-71 TOYOTA 5FD40 (LH)</p> <p>SP-58</p>	<p>剎車分邦彈簧</p> <p>TCM 10/20/25T 5S</p> <p>SP-59</p>	<p>剎車彈簧</p> <p>TOYOTA FD15 (R/L)</p> <p>SP-60</p>	<p>支桿彈簧</p> <p>TOYOTA FD15 YANG FD15</p> <p>SP-61</p>
<p>離合器彈簧 (手排車)</p> <p>31328-26600-71 TOYOTA 8FD10-30</p> <p>SP-62</p>	<p>離合器彈簧 (自排車)</p> <p>47129-26600-71 TOYOTA 8FD10-80</p> <p>SP-63</p>	<p>剎車踏板彈簧 (自排車)</p> <p>47118-26600-71 TOYOTA 8FD10-80</p> <p>SP-64</p>	<p>剎車踏板回位彈簧</p> <p>47119-10920-71 TOYOTA 7/8FBE10-20</p> <p>SP-65</p>
<p>變速芯彈簧</p> <p>91225-05800 MITSUBISHI S4S 18B 14C</p> <p>SP-66</p>	<p>變速芯彈簧</p> <p>91A25-03800 MITSUBISHI S4S 18C 14E</p> <p>SP-67</p>	<p>剎車踏板回位彈簧</p> <p>47119-16560-71 TOYOTA 8FBN15-30</p> <p>SP-68</p>	<p>離合器彈簧</p> <p>91A51-10700 MITSUBISHI S4S GRENDIA ---- F16D F18C F14E 1.5-3T</p> <p>SP-69</p>
<p>剎車彈簧</p> <p>91A51-10800 MITSUBISHI S4S GRENDIA ---- F16D F18C F14E 1.5-3T</p> <p>SP-70</p>	<p>離合器彈簧</p> <p>91W51-00600 MITSUBISHI ---- CF52 S4S FD20-30</p> <p>SP-71</p>	<p>剎車彈簧</p> <p>91W51-00500 MITSUBISHI ---- CF52 S4S FD20-30</p> <p>SP-72</p>	<p>電池架 下彈簧</p> <p>90506-18002-71 TOYOTA 7/8FBR10-30</p> <p>SP-73</p>



SPECIAL PURPOSE VEHICLE

<p>SPRING 《彈簧》</p>	<p>剎車彈簧 (手/自排車)</p>  <p>3EB-36-51150 KOMATSU 16/17S SP-74</p>	<p>離合器彈簧 (自排車)</p>  <p>3EB-36-51360 KOMATSU 16/17S SP-75</p>	<p>腳踏式 剎車回拉彈簧</p>  <p>46119-26610-71 TOYOTA 8FD10-30 SP-76</p>
<p>變速心彈簧</p>  <p>12N43-42061 TCM FD20-30C3Z SP-77</p>	<p>油門彈簧</p>  <p>3EB-37-41150 KOMATSU FD20~35A 16/17S SP-78</p>	<p>腳輪平衡彈簧</p>  <p>48215-13901-71 TOYOTA 7/8FBR10-30 SP-79</p>	<p>來令片彈簧(灰色)</p>  <p>C52-61706-04040 TCM 10T 8S SP-80</p>
<p>來令片彈簧(黑色)</p>  <p>C-52-61706-24010 TCM 10T 8S SP-81</p>	<p>變速心彈簧</p>  <p>32700-00H00 NISSAN FD25 H02 J02 SP-82</p>	<p>剎車/離合器彈簧</p>  <p>91K51-11500 MITSUBISHI FD35-55 SP-83</p>	<p>撥叉離合彈簧</p>  <p>MITSUBISHI 1-5T S4S/S6S SP-84</p>
<p>油門踏板彈簧</p>  <p>TOYOTA 5/6FB10-30 SP-85</p>			




SPECIAL PURPOSE VEHICLE


CENTER ARM / BELL CRANK 《三角盤》



3EB-24-21241
KOMATSU FD20 11S
CR-6001



24454-30512
TCM FD25/30
---- Z-2 / Z-5 / T-6 / α / 700S
CR-6002



214A4-30151
TCM FD25/30 (Z-3)
CR-6002-1



43611-23000-71
TOYOTA 3/4/5/6FD25
22×18END
CR-6003



43611-33860-71
TOYOTA 5/6FD30
20END
CR-6003-1



43611-32881-71
TOYOTA 5/6FD40
CR-6004



3EB-24-11121
KOMATSU FD20 7S/8S
CR-6005



3EC-24-21330
KOMATSU 3.5-4T 4/5S
CR-6006



91243-15200
MITSUBISHI S4S
CR-6007




3EB-24-31240
KOMATSU 4D94E 12S
CR-6008



YANG/TAILIFT/LITZ FD25
CR-6009



YANG/TAILIFT FD30
CR-6010



14300-34440
NYK FD25 55S/60S/70S
BATTERY TYPE 電動車
CR-6011



NYK FD25 50S
BATTERY TYPE 電動車
(附球頭) CR-6011-1




1403562000800
SHINKO 6FB15
BATTERY TYPE 電動車
CR-6012



SHINKO 5FB15 5S
CR-6012-1



25954-30311
TCM FD40/45 Z-6
3001後
CR-6013



224W4-32101
TCM FD40 (Z-7)
CR-6014




224W4-32102
TCM FD40 T8
CR-6014-1




SPECIAL PURPOSE VEHICLE

CENTER ARM / BELL CRANK 《三角盤》



152MM(高)

1403562008900
SHINKO 4/5FB20-25 (5型)
BATTERY TYPE 電動車
(附圈) CR-6015




145.5MM(高)

SHINKO 6FB25 (6型)
BATTERY TYPE 電動車
CR-6015-1




1大球頭,3小球頭


24354-30311
TCM FD35 (Z-5)
TCM FD40 (Z-2)
CR-6016



25784-30311C
TCM FD50~60 Z-7
3447前 CR-6017




25904-30311
TCM FD50~70 Z-7
3447後 CR-6018




TCM FD70~80 (Z-7)
CR-6018-1



3EC-24-31750SA
KOMATSU FD35/40 7S
CR-6019



48590-50K01
NISSAN FD25 TD27
CR-6020



14300-34640
NYK FD25 5S
BATTERY TYPE 電動車
CR-6021



NYK FD15 50S
BATTERY TYPE 電動車
CR-6021-1




KOMATSU SD25 鏟土機
CR-6022




TCM FD25 (Z-1) 5型
CR-6023



TCM FD25 3F
CR-6023-1




YANG FD15
H:136 CR-6024




43611-13600-71
TOYOTA 5/6FB/FD15~18
CR-6024-1




3EB-24-32411SA
KOMATSU FD25 14S
CR-6025



3EB-24-42241SA
KOMATSU FD25 15S
CR-6026



24234-30351
TCM FD15~18 C12/C19
----- FD10~15 6/7
CR-6027



277P4-30311
TCM FB20~30 C6/C7
(NEW) CR-6028



SPECIAL PURPOSE VEHICLE

<p>CENTER ARM / BELL CRANK 《三角盤》</p>	 <p>48590-L6003 NISSAN FD40 F03 CR-6029</p>	 <p>YALE FD25/30 SUMITOMO FD25/30 CR-6030</p>	 <p>14300-59921 NYK FB10-18 70/72S CR-6031</p>
 <p>NYK FB10-18 75S CR-6031-1</p>	 <p>3EA-24-32312SA KOMATSU FD15-18 17S CR-6032</p>		



SPECIAL PURPOSE VEHICLE

<p>STUD BALL 《三角盤球頭》</p>	 <p>29.9MM 22MM</p> <p>SB-01</p>	 <p>29.9MM 26MM</p> <p>25304-32161 SB-02</p>	 <p>29.9MM 24MM</p> <p>SB-02-1</p>
 <p>38MM 26MM</p> <p>SB-03</p>	 <p>24.9MM 25MM</p> <p>NYK 1.5T 50S SB-04</p>	 <p>30.9MM 99MM</p> <p>43761-31621-71 TOYOTA 6FB15/25 車台固定座球頭 SB-05</p>	







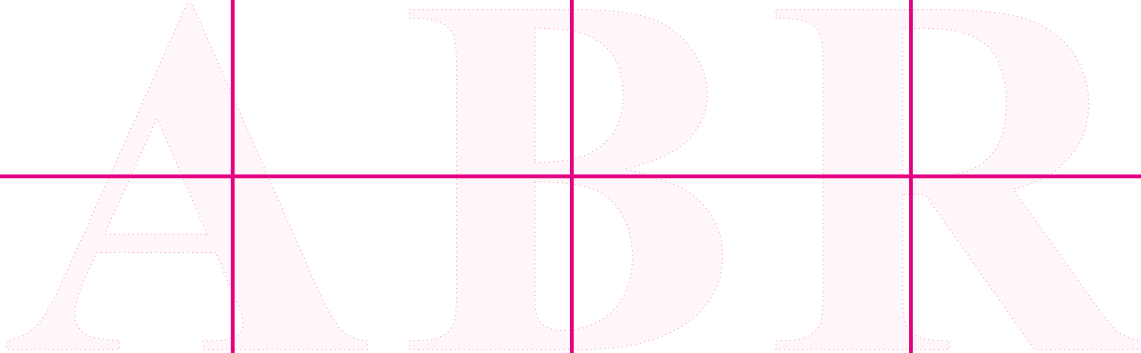


SPECIAL PURPOSE VEHICLE

<p>FUEL PUMP 《柴油邦浦》</p>	 <p>105210-1800 ISUZU DA120 DH700 DP-1001</p>	 <p>105220-1570 ISUZU C240 DP-1002</p>	 <p>105237-1090 MITSUBISHI S4E (SD22/SD25/4D30) DP-1003</p>
 <p>105210-1700 TOYOTA 2J 13B DP-1004</p>	 <p>6D 14,15 DP-1005</p>	 <p>EF 750 DP-1006</p>	 <p>FV 320 DP-1007</p>
 <p>TMK DP-1008</p>	 <p>FV 355 DP-1009</p>	 <p>UD340 DP-1010</p>	 <p>RD-8 DP-1011</p>
 <p>22509-1060 MANUAL PUMP DP-2001</p>	 <p>155020-2120 TOYOTA 2J C240 ENGINE FUEL INECTOR DIAPHRAGM DP-2002</p>		
			



SPECIAL PURPOSE VEHICLE

<p>FUEL FILTER COVER UPPER 《柴油芯上蓋》</p>	 16401-10H03 NISSAN FD25 TD27 DP-01	 $\Phi 9\text{MM}$ 34462-01050 MITSUBISHI S4S KOMATSU FD25 12S/15S (4D94E) DP-02	 $\Phi 10\text{MM}$ BN-1K012-43200 TCM FD25 C3/C6 KUBOTA ENGINE DP-02-1
 6202-73-6110 KOMATSU 11S (4D95) DP-03	 23302-23440-71 TOYOTA 5/6/7FD25 7FD50 (NEW) 8FD25 (1DZII) DP-04	 23302-23040-71 TOYOTA 5FD50/60/70 6FD35/40(OLD) 5FD25(OLD) DP-05	 8-97028697-3 TCM 4JG2 DP-06
 9009078-01(YALE) 2.5T 1368757(HYSTER) 2.5T SE01-23-350A(MAZDA) DP-07	 89426-2930 YANG / TAILIFT C240 DP-08	 ND-086100-1400 KOMATSU FD35/80 6734-71-6110 (總成) DP-09	 34462-00201 MITSUBISHI S6E/S6S FD40 DP-10
			
			



SPECIAL PURPOSE VEHICLE

**WHEEL
RIM**
《鋼圈》

TWO-PIECE SPLIT WHEEL RIMS



600*9	WR-001
600*9-150-180(6H)	WR-001-1
600*9-130-160(8H)	WR-001-2

650*10	WR-002
650*10-150-180(6H)	WR-002-1
650*10-130-160(8H)	WR-002-2

700*12	WR-003
700*12-175-220(5H)	WR-003 -1
700*12-150-200(6H)	WR-003 -2
700*12-170-220(6H)	WR-003-3
700*12-145-190(8H)	WR-003-4

500*8	WR-004
500*8-110-148(6H)	WR-004-1
500*8-100-125(6H)	WR-004-2

LOCK-RING-TYPE WHEEL RIMS



Tyre Size	RIM SIZE
7.00-12	5.00Sx12DT
5.50-15	4.50Ex15
6.00-15	4.50Ex15
7.00-15	5.5x15
7.50-15	6.0x15
825-15	6.5x15
28x8-15	6.5x15
815-15(28x9-15)	7.0x15
300-15	8.0x15
250-15	7.0x15 (250-15)
7.50-16	6.00x16
18x7-8	4.33Rx8
21x8-9	6.00Ex9
23x9-10	6.50Fx10
9.00-16	7.0x16
12.00-24	8.50x24
12.5/70-16	16x10LB



SPECIAL PURPOSE VEHICLE

<p>SHAFT YOKE ASSEMBLY 《方向機接頭》</p>	 <p>45235-23600-71 TOYOTA 5/6FD25/40 TAILIFT FD25 AIJUIMENT FD25 TO-601</p>	 <p>45235-23000-71 TOYOTA 5FD30 TO-602</p>	 <p>45235-23600-71 TOYOTA 6FD30 TO-603</p>
 <p>31250-00880 TOYOTA 電動車 NYK FD25/30 (60/65S) TO-604</p>	 <p>TOYOTA 5FB15 電動車 TO-605</p>	 <p>45210-13900-71 TOYOTA 7FBR10-18 立式 TO-606</p>	 <p>45210-23900-71 TOYOTA 7FBR20-30 立式 <u>18T×610MM</u> TO-607</p>
 <p>3EB-34-22350 KOMATSU 11S <u>6T×235MM</u> KM-601</p>	 <p>3EB-34-32120 KOMATSU 12S <u>6T×288MM</u> KM-602</p>	 <p>234A4-10201 TCM FD25/30 700S <u>18T×185MM</u> TC-601</p>	 <p>114A4-10021 TCM FD40 (Z-7) <u>6T×108MM</u> TC-602</p>
 <p>TCM FD40 (Z-7) <u>35T×610MM</u> TC-602-1</p>	 <p>239A4-12121 TCM FD20 C6/T6 <u>18T×295MM</u> TC-603</p>	 <p>243C4-10211 TCM FD40 C9/T9 <u>18T×220MM</u> TC-604</p>	 <p>TCM FD40/50 C9/T9 <u>18T×232MM</u> TC-604-1</p>
 <p>534A2-42001 TCM FD60~80 (8型) <u>12T×18T×260MM</u> TC-605</p>	 <p>ELECTRIC TYPE 立式電動車 1404124038800 SHINKO FB15 <u>18T×388MM</u> SK-601</p>	 <p>SHINKO FD25 <u>18T×360MM</u> SK-602</p>	 <p>SHINKO 6FB 6S <u>18T×380MM</u> SK-603</p>





SPECIAL PURPOSE VEHICLE

<p>SHAFT YOKE ASSEMBLY 《方向機接頭》</p>	 <p>SHINKO 電動車 <u>18T×397MM</u></p> <p>SK-604</p>	 <p>SHINKO 6FB15 立式電動車 <u>18T×350MM</u></p> <p>SK-605</p>	 <p>NYK FD25 60S <u>18T×147MM</u></p> <p>NYK-601</p>
 <p>14300-58891 NYK FD25 (70S) <u>18T×365MM</u></p> <p>NYK-602</p>	 <p>NYK FB15 60S <u>6T×147MM</u></p> <p>NYK-603</p>	 <p>18T NISSAN FD25 <u>18T×430MM</u></p> <p>NI-601</p>	 <p>NISSAN FD25 電動車 <u>6T×360MM</u></p> <p>NI-602</p>
 <p>18T 6T NISSAN FD25 <u>6T×398MM</u></p> <p>NI-603</p>	 <p>YALE FD25 <u>6T×535MM</u></p> <p>YL-601</p>	 <p>MITSUBISHI FD25 S4S <u>18T×390MM</u></p> <p>MI-601</p>	 <p>MITSUBISHI GRENDIA FD25 <u>18T×370MM</u></p> <p>MI-602</p>
 <p>MITSUBISHI FD40~70 S6S <u>12T×480MM</u> HOLE:14MM</p> <p>MI-603</p>	 <p>MITSUBISHI FD40~70 S6S <u>12T×480MM</u> HOLE:16MM</p> <p>MI-603-1</p>		



SPECIAL PURPOSE VEHICLE

<p>STEERING PUMP KIT 《方向機邦浦修理包》</p>	 <p>KOMATSU 8S 12MM×18T</p> <p>ST-001K</p>	 <p>KOMATSU 11S 16MM×18T</p> <p>ST-002K</p>	

ABR



SPECIAL PURPOSE VEHICLE

<p>STEERING WHEEL COVER 《方向盤頭》</p>	 TAILIFT (4孔螺絲) YS-101	 214A4-13501 KOMATSU 8S TCM / YANG (OLD) (2孔螺絲) YS-102	 45180-22001-71 TOYOTA 6FD25 KOMATSU 11S / TCM 短芯(SHORT) YS-103
 KOMATSU FD25 11S 長芯(LONG) YS-104	 TOYOTA 5FD25/40 TCM 4T 93MM YS-105	 2999-4999 KOMATSU FD10~30 YS-106	<p>方向盤螺絲</p>  62MM 45135-23320-71 TOYOTA 7FD35/40 YS-107






SPECIAL PURPOSE VEHICLE

<p>INPUT PLATE 《扭力中心蓋》</p>	<p>扭力中心蓋</p>  <p>3EB-13-22320 KOMATSU 2.5T</p> <p>CH-001</p>	<p>扭力中心蓋</p>  <p>AE-602812-108 TCM 2.5T/3T</p> <p>CH-002</p>	<p>扭力中心蓋</p>  <p>32221-31940-71 TOYOTA 5FD40</p> <p>CH-049</p>
<p>變速連結齒輪</p>  <p>外14T</p> <p>22677-22011 TCM 2.5T (Z-2/Z-3)</p> <p>CH-003-A</p>	<p>變速連結三角座</p>  <p>14T</p> <p>22117-22011 TCM 2.5T (Z-2/Z-3)</p> <p>CH-003-B</p>	<p>變速連結齒輪</p>  <p>內13T 外14T</p> <p>22457-23041 TCM (Z-2/Z-3)</p> <p>CH-003-C</p>	<p>軸承座</p>  <p>90200-46900 TCM FD100</p> <p>CH-005</p>
<p>中心尚鎖板</p>  <p>20224-30061 TCM 2.5T LOCK PLATE</p> <p>CH-016</p>	<p>軸承座</p>  <p>3EB-15-21400 KOMATSU FD25 11/12/14S</p> <p>CH-020</p>	<p>輸入軸油封座</p>  <p>33449-23000-71 TOYOTA 5/6FD25</p> <p>CH-038</p>	<p>變速箱撥桿</p>  <p>23T 47MM</p> <p>114A3-12012 TCM FD25/30 (Z-7)</p> <p>CH-039</p>
<p>SIDE COVER 變速箱側蓋</p>  <p>33124-23000-71 TOYOTA 5/6FD25</p> <p>CH-042</p>	<p>邦浦哈夫扭力中心蓋</p>  <p>32221-30520-71 TOYOTA 7/8FD40 (6HOLES)</p> <p>CH-062-4</p>	<p>變速箱內軸承座</p>  <p>BK-7725005000 TCM 5~8T (Z-7)</p> <p>CH-070</p>	<p>變速箱軸承座 (附墊片)</p>  <p>TCM 5~8T (Z-8)</p> <p>CH-070-1</p>
<p>升降邦浦齒輪 內10Tx外25T</p>  <p>TCM 3.6T (4BC2)</p> <p>CH-087</p>	<p>扭力中心蓋</p>  <p>DC76A7003000 KOMATSU FD40 (7S)</p> <p>CH-096</p>	<p>扭力中心蓋</p>  <p>YANG FD15</p> <p>CH-097</p>	



SPECIAL PURPOSE VEHICLE

<p>HUB PUMP DRIVE 《供油邦浦哈夫》</p>	<p>總外徑125MM 總高65MM 外徑75MM</p>  <p>BK-66F820000 TCM FD25/FD40 CH-004</p>	<p>總外徑124MM 總高63.5MM</p>  <p>TCM FD40 C8 CH-004-1</p>	<p>最大外徑150MM 總高87MM 油封位75MM</p>  <p>ID:100MM OD:110MM</p> <p>3ED-13-41160 KOMATSU 11S / FD50-70 (5S) CH-014-1</p>
<p>最大外徑150MM 總高95MM 油封位75MM</p>  <p>ID:100MM OD:110MM</p> <p>3ED-13-31160 KOMATSU 6/7T SD23 6BB1 (2型) CH-036</p>	<p>最大外徑150MM 總高89MM 油封位75MM</p>  <p>ID:100MM OD:110MM</p> <p>3ED-13-11160 KOMATSU 4-6T 3型 6D95 鏟土機 CH-037</p>	<p>總外徑108MM</p>  <p>TOYOTA 5FD25 12孔有牙 CH-059</p>	 <p>138MM</p> <p>32137-32890-71 TOYOTA 5/6FD40 10孔無牙 CH-062</p>
<p>總外徑140MM</p>  <p>TOYOTA 5/6FD40 後批車 10孔有牙 CH-062-1</p>	 <p>140MM</p> <p>32214-30520-71 TOYOTA 7FD40 8孔有牙 CH-062-3</p>	<p>總外徑123MM</p>  <p>32214-23030-71 TOYOTA 5/6FD30 8孔無牙 CH-069</p>	<p>總外徑140MM</p>  <p>MITSUBISHI 4.5T S6E 10孔有牙 CH-104</p>
 <p>138MM</p> <p>91823-03200 MITSUBISHI S6S 19C 8孔無牙 CH-108</p>			