



SPECIAL PURPOSE VEHICLE

<p>INPUT PLATE 《變速箱壓板》</p>	 <p>3EB-13-22330 KOMATSU 11S 72.5 × 340MM CHC-102</p>	 <p>13683-82021 TAILIFT FD25 TCM FD25 D700 65 × 342MM CHC-103</p>	 <p>AE-602810-108 TCM FD25 (Z-5) 71 × 340MM (5片裝) CHC-104</p>
 <p>AE-602810-135 TCM FD25/30 71 × 330MM (5片裝) CHC-105</p>	 <p>BK-6669100000 TCM FD40~80 (Z-7) (3000號後) 86 × 390MM 8孔11MM CHC-106</p>	 <p>TCM SD25 鏟土機 86 × 390MM 內6孔10.8MM, 2孔10MM CHC-106-1</p>	 <p>TCM FD40~80 (Z-6/Z-8) (3000號後) 86 × 390MM 8孔11MM, 2孔10.5MM CHC-106-2</p>
 <p>TCM SD25 (Z-6) 鏟土機(NEW) 86 × 390MM 8孔11MM CHC-106-3</p>	 <p>13063-82022 TCM FD30 65 × 330MM CHC-107</p>	 <p>91223-00300 MITSUBISHI S4S 71 × 337MM CHC-108</p>	 <p>12334-05H01 NISSAN FD25 70 × 300MM CHC-109</p>
 <p>137B3-82011 TCM T6 FG20~30 70 × 300MM CHC-109-1</p>	 <p>DC6A26100000 KOMATSU 12S/14S 4D94E 70 × 340MM CHC-110</p>	 <p>32201-31941-71 TOYOTA 5/6/7FD40 115 × 332MM CHC-111</p>	 <p>3EC-13-11330 KOMATSU FD40 96 × 392MM CHC-112</p>
 <p>190A2-57101 外圓框*2 190A2-57111 薄片*2 190A2-57091 防鬆片*2 TCM FHD 100Z-150ZS 98.5 × 384MM CHC-113</p>	 <p>190A2-57101 外圓框*2 190A2-57111 薄片*3 190A2-57091 防鬆片*2 TCM FHD 100Z-150ZS 98.5 × 384MM CHC-113-1</p>	 <p>12N53-80311 TCM FD25/30 T3 70 × 337.5MM CHC-114</p>	 <p>TOYOTA 3/5FD60-80 86 × 370MM CHC-115</p>






















SPECIAL PURPOSE VEHICLE

<p>INPUT PLATE 《變速箱壓板》</p>	 <p>143E3-82361 TCM FD40 S6S (T-9) 前期 104 × 388MM (厚2MM) (10孔) CHC-116</p>	 <p>143E3-82711 TCM FD40 (T-9) 後期 104 × 388MM (厚3MM) (無4貼片) CHC-116-1</p>	 <p>加壓變 5m/m TCM FD40 (T-9) 104 × 388MM (厚3MM) (加貼片) CHC-116-2</p>
 <p>3ED-13-41220 KOMATSU FD50 5S 88 × 390MM CHC-117</p>	 <p>30B-13-11120 KOMATSU FD25 16S 86 × 370MM (8孔) CHC-118</p>	 <p>9012098-70 YALE FD40 86 × 370MM (10孔) CHC-119</p>	 <p>9017778-02 YALE FD20 (new) 70 × 315MM (內6孔) CHC-120</p>
 <p>Hy2028867 YALE FD25 70 × 315MM (6孔)(凹凸板) CHC-120-1</p>	 <p>YALE FD20/25 60 × 315MM (OLD) CHC-120-3</p>	 <p>91523-00200 MITSUBISHI S4S FD25/30 70 × 337.5MM (內8孔) (附貼片) CHC-121</p>	 <p>91823-10200 MITSUBISHI S6S FD40 110 × 388MM (內10孔) CHC-122</p>
 <p>91823-20200 MITSUBISHI S6S FD40 104.1 × 388MM (內10孔) CHC-122-1</p>	 <p>TCM FD60/70/80 (Z-6) 86 × 380MM (內10孔 / 外9孔) (凹凸板) CHC-123</p>	 <p>KOMATSU FD80 88 × 358MM (內8孔) CHC-124</p>	 <p>12334-L6002 NISSAN FD40/50 104 × 385MM (厚2MM) (內10孔) CHC-125</p>
 <p>12334-53H00 NISSAN FD40/50 104 × 385MM (厚4MM) (內10孔) CHC-125-1</p>	 <p>TCM FD200 (Z-3) 152 × 468MM (內12孔, 外10孔) CHC-126</p>	 <p>PCD 110m/m BK-6593100000 TCM FD40~70 (Z-5) 86 × 390MM (厚3.2MM) 外12孔 / 內8孔(6孔11.3MM, 2孔11MM) (凹凸板) CHC-127</p>	 <p>DAEWOO FD45 133 × 340MM 內6孔10.5MM, 外6孔9MM CHC-128</p>



SPECIAL PURPOSE VEHICLE

<p>INPUT PLATE 《變速箱壓板》</p>	 <p>TAILIFT FD30 (old) 50 × 340MM (厚2MM) (無貼片)(外8孔8MM) CHC-129</p>	 <p>MITSUBISHI FD15 (S4Q2) 70 × 337.5MM 內8孔,外14孔 (無貼片) CHC-130</p>	 <p>MITSUBISHI FD15 (S4Q2) 40 × 337.5MM 內6孔,外14孔 (附貼片) CHC-130-1</p>
 <p>KOMATSU 鏟土機 120 × 380MM (厚1.6MM) (內8孔) CHC-131</p>	 <p>TAILIFT FD50 (TD42) 86 × 375MM (厚3MM) 內6孔,外10孔 (四貼片) CHC-132</p>	 <p>YANG FD15/25 50 × 340MM 內/外8孔 (有貼片) CHC-133</p>	 <p>TCM FD60 (5型) 鏟土機 86 × 380MM 外9孔10.8MM 內6孔11MM, 4孔10MM (凹凸板) CHC-134</p>
 <p>KOMATSU FD160 140 × 383MM 內12孔/外9孔11MM CHC-135</p>	 <p>DC76A7004000 KOMATSU FD40 7S 76 × 392MM 內/外8孔11MM CHC-136</p>	 <p>KOMATSU FD40 5S 96 × 393MM (凹凸板) CHC-137</p>	 <p>TCM 835 鏟土機 86 × 381 × 2.5MM 外10孔 CHC-138</p>
 <p>KOMATSU WA80 鏟土機 58 × 294 × 2MM 8孔 CHC-139</p>	 <p>TCM FD150~180 63.2 × 154.2 × 60T 變速箱齒輪側蓋 CHC-140</p>	 <p>TCM FD150~180 新車 (鋁製品)自排側蓋 圓外徑: 149MM CHC-140-1</p>	 <p>TCM FD150~180 舊車 (鋁製品)自排側蓋 圓外徑: 139MM CHC-140-2</p>
 <p>TOYOTA FD100 變速箱彈性板-內12孔 133 × 387MM CHC-141</p>	 <p>HYSTER 5T 變速箱彈性板-內/外4孔 192 × 323MM CHC-142</p>	 <p>KAWASAKI 鏟裝機彈性板-內8孔/外9孔 100 × 380MM CHC-143</p>	 <p>91A23-00301 MITSUBISHI GRENDIA 18C 70 × 337.5MM CHC-144</p>



SPECIAL PURPOSE VEHICLE

<p>INPUT PLATE 《變速箱壓板》</p>	 <p>32222-36760-71 TOYOTA 8FD35-80 115 × 332MM CHC-145</p>	 <p>TCM FD250 (Z-3) 76 × 430MM CHC-146</p>	 <p>TOYOTA 3FD25 76 × 430MM CHC-147</p>
 <p>32211-26650-71 TOYOTA 8FD20-J35 ATM 1ZS 50 × 177MM CHC-149</p>	 <p>TOYOTA FD80 變速箱彈性版-白鐵材質 115 × 332MM CHC-150</p>	 <p>TCM FD180-6 變速箱彈性版 外8孔,內12孔11MM 145 × 351MM CHC-151</p>	 <p>TCM FD200-2 變速箱彈性版 外9孔,內12孔 140 × 380MM CHC-152</p>




SPECIAL PURPOSE VEHICLE

<p>TORQUE CONVERTER 《變矩器》</p>	 <p>芯15m/m 28m/m</p> <p>12163-80302 TCM FD/FG25/30 (Z-5) (C240 ENGINE) α/700型 TOC-001</p>	 <p>芯20m/m</p> <p>137B3-80201 TCM FD30 T3/C3 (TD27 ENGINE) TOC-002</p>	 <p>芯15m/m</p> <p>134G3-80301 TCM FD30 T6 700型 TOC-003</p>
 <p>芯22m/m</p> <p>135E3-80101 TCM FD40 Z-7/T8/C8 6BB1 TOC-005</p>	 <p>3110-40K00 NISSAN FD30 (TD27) 後6孔 TOC-006</p>	 <p>30B-13-11110 KOMATSU FD30 16S TOC-007</p>	 <p>3EB-13-22101 KOMATSU FD30 11S TOC-008</p>
 <p>32220-23350-71 TOYOTA 7FD30 (4爪) (1DZ/4Y/2Z) TOC-009</p>	 <p>芯15m/m</p> <p>12N53-80301 NISSAN FD30 QD32 TCM FD20/30 T3/C3 (C240/K21) 後8孔 TOC-010</p>	 <p>芯25m/m</p> <p>135E3-80102 TCM FD/FG35~50 T8 (6BG1/TB42) TOC-011</p>	 <p>芯15m/m 11m/m</p> <p>133G2-50301 TCM FD30 Z7S TOC-012</p>
 <p>32210-23450-71 TOYOTA 7/8FD/FG10~30 1DZ/2Z 4Y (二缺口) TOC-013</p>	 <p>91A23-10021 MITSUBISHI MC/FC18C NISSAN L02 TOC-014</p>	 <p>91523-20010 MITSUBISHI S4S FD/FG20~30 TOC-015</p>	 <p>91323-10050 MITSUBISHI MC/FC FD/G20-30/35A TOC-016</p>
 <p>3EB-13-22022 KOMATSU FD20-30 11S 4D95(NEW) TOC-017</p>	 <p>130C3-80221 KOMATSU FD20~30 12/14S TOC-018</p>	 <p>130C3-80221 TCM FD50~100 Z-7/Z-8 TOC-019</p>	 <p>143E3-89822 TCM FD35~FD50 T9 (S6S ENGINE) TOC-020</p>



SPECIAL PURPOSE VEHICLE

<p>TORQUE CONVERTER 《變矩器》</p>	 <p>TCM 2~3T 4JG2 老車 TOC-021</p>		

ABR



SPECIAL PURPOSE VEHICLE

<p>ROUND CLAMP COG WHEEL 《夾包齒輪》 《變速箱傳動接頭》 《差速器傳動接頭》</p>	 <p>TCM FD40 (夾包齒輪) ROUND CLAMP COG WHEEL 14T × 169MM GE-01</p>	 <p>TCM FD40 (夾包齒輪) ROUND CLAMP COG WHEEL 12T × 155MM GE-02</p>	 <p>3ED-21-42211 SHOVL(2004) KOMATSU FD50/60 SD25 OD170 × H141.5 MM 21T × 54T GE-03</p>
 <p>45714-13900-71 TOYOTA 7FBR15/25 (站立式) GE-04</p>	 <p>TCM FD30~36 (夾包齒輪) 15T × 150MM (附鐵套) GE-05</p>	<p>減速齒輪座外殼</p>  <p>TCM FD150/180/200 OD295 × H186 MM 44T × 50T GE-06</p>	 <p>KOMATSU FD60 7S SHOVL OD180.5 × H142 MM 21T × 54T GE-07</p>
 <p>TOYOTA 6/7/8FBR GEAR DRIVE GE-08</p>	 <p>33117-23900-71 TOYOTA 6/7/8FBR COUPLING 21T × 82MM GE-08-1</p>	 <p>33115-13901-71 TOYOTA 6/7/8FBR VERTICAL GEAR DRIVE 21T × 14T × 103.5MM GE-08-2</p>	 <p>14200-13800 NYK 立式 VERTICAL MOTOR COUPLING 18T × 67MM GE-09</p>
 <p>190X3-02051 TCM FD200~230 S3 LID-REDUCTION GEAR SEAT 44T × 64T × OD370MM GE-10</p>	 <p>190X3-02051 SHINKO 6FBR10-30 MOTOR COUPLING 13T × 99MM GE-11</p>	 <p>32534-36760-71 TOYOTA 8FD35-80N COUPLING TORQUE L: 67MM GE-13</p>	 <p>TOYOTA 8FD35-80 CHARGING PUMP ASSY GEAR GE-14</p>
 <p>5CY25-000013 HELI TEU HANGCHA 5T-7T 26T × 39T 減速齒輪-外殼 GE-16</p>	 <p>25783-32001 TCM 6-8T (Z-7/Z-8) (變速箱) GE-17</p>	 <p>15783-52081 TCM 6-8T (Z-7/Z-8) (差速器) GE-17-1</p>	



SPECIAL PURPOSE VEHICLE

<p>SHAFT BOLT/NUT/PIN 《離合器芯軸》</p>	 <p>505 MM 15 10T 10T 22.5 31 19</p> <p>YANG FD25 SHAFT FOR CLUTCH 505MM YA-001</p>	 <p>522 MM 15 10T 10T 22.5 31 19</p> <p>YANG FD25/30 (new) SHAFT FOR CLUTCH 522MM YA-002</p>	 <p>335 MM 20 MM 16T 24 MM</p> <p>3EC-14-12310 KOMATSU FD40 4/5/8S SF-01</p>
 <p>3EC-14-11151 KOMATSU FD40 4S/5S 28T × 18T × 16T SF-01-1</p>	 <p>305 MM 20 MM 12T 23 MM</p> <p>3EB-14-21270 KOMATSU 11S SF-02</p>	 <p>3EB-14-22111 KOMATSU FD25 11S/12S 31T × 20T SF-02-1</p>	 <p>11.2 MM</p> <p>3EA-14-11451 KOMATSU FD25 11S PIN SF-02-2</p>
 <p>318 MM 10T</p> <p>33311-23000-71 TOYOTA 5/6FD25 SF-03</p>	 <p>33331-33060-71 TOYOTA 5FD25 25T × 42T SF-03-1</p>	 <p>33331-23660-71 TOYOTA 6FD25 27T × 44T SF-03-2</p>	 <p>317 MM 10T</p> <p>33311-32880-71 TOYOTA 5/6FD35/45 SF-03-3</p>
 <p>438 MM</p> <p>AE-13137-2255 TCM FD25 18T × 13T SF-04</p>	 <p>418 MM 25 MM</p> <p>124G3-42031 TCM FD25 TCM FD30 (Z2S) 18T × 13T SF-04-1</p>	 <p>420 MM 18T 18T</p> <p>AE-13127-2151 TCM FD25 TCM FD30 D700 18T × 18T SF-04-2</p>	 <p>415 MM 22 MM 22 MM</p> <p>20802-52331 TCM FD25 Z-1/2 18 × 13T SF-04-3</p>
 <p>10T</p> <p>33311-23320-71 TOYOTA 7FD25 SF-05</p>	 <p>460 MM</p> <p>YALE FD40 16T × 460MM SF-06</p>	 <p>240 MM 21T</p> <p>33311-23321-71 TOYOTA 7FD25/40 SF-07</p>	 <p>290 MM 18T</p> <p>33432-23000-71 TOYOTA 5/6FD25 變速主軸芯 290MM SF-08</p>








SPECIAL PURPOSE VEHICLE

<p>SHAFT BOLT/NUT/PIN 《離合器芯軸》</p>	 33441-23000-71 TOYOTA 5/6FD25 內25×邊32×高22MM 變速中心齒輪螺帽 SF-08-1	 310 MM 12T 3EB-14-32280 KOMATSU FD25 12S SF-09	 310 MM 15 MM 12T KOMATSU FD25 8S SF-10
 3EB-14-12510 KOMATSU FD25 8S 25T×15T×內12T SF-10-1	 240 MM 13T 91825-00301 MITSUBISHI FD25 (S4S) SF-11	 13T 91225-05400 MITSUBISHI FD25 (S4E) 250MM SF-11-1	 33386-32880-71 TOYOTA 5FD25/40 WASHER 銅墊片 50×70×3.5MM SF-12
 33331-23440-71 TOYOTA 7FD25 32T×54T 內10T SF-13	 33331-23441-71 TOYOTA 7FD25 32T×54T 內21T SF-14	 33432-23321-71 TOYOTA 7FD/FG10-35 40-45 變速主軸心 30T×30T SF-15	 90341-12004-71 TOYOTA 7FD25 變速中心齒輪螺母 內25×外42×高20MM SF-15-1
 32T 32406-23331-71 TOYOTA 7/8FD25 (2Z) 自排變速箱殼 (前進) SF-16	 32T 32443-23331-71 TOYOTA 7/8FD25 (2Z) 自排變速箱殼 (有襯套) (後退) SF-17	 292 MM 13T 3EB-14-52280 KOMATSU FD25-30 16-17S SF-18	 290 MM 33452-23002-71 TOYOTA 5/6FD25 變速箱滑動軸 (1ST/2ND) 18MM SF-20
 290.5 MM 33451-23600-71 TOYOTA 5/6FD25 變速箱滑動軸 (F/R) 18MM SF-21	 277.5 MM TOYOTA 7FD25 尾批 變速箱滑動軸 (1ST/2ND) 16×277.5MM SF-22	 287.5 MM TOYOTA 7FD25/40 早批 變速箱滑動軸 (1ST/2ND) 287.5MM SF-22-1	 276.5 MM TOYOTA 7FD25 尾批 變速箱滑動軸 (F/R) 16MM SF-23

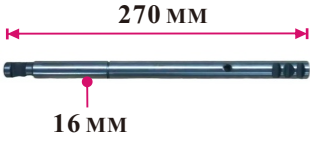









SPECIAL PURPOSE VEHICLE

<p>SHAFT BOLT/NUT/PIN 《離合器芯軸》</p>	<p>287.5 MM</p>  <p>TOYOTA 7FD25/40 早批 變速箱滑動軸(F/R)</p> <p>SF-23-1</p>	<p>261 MM</p>  <p>10T</p> <p>33311-26600-71 TOYOTA 8FD25</p> <p>SF-24</p>	 <p>19×30T 31×21T</p> <p>KOMATSU FD30 14S</p> <p>SF-25</p>
 <p>335 MM</p> <p>14T 22T</p> <p>TCM FD250 變速軸心</p> <p>SF-26</p>	 <p>320 MM</p> <p>10T</p> <p>124T3-42131 TCM FD40 Z-7 變速軸心</p> <p>SF-27</p>	 <p>342 MM</p> <p>10T</p> <p>143C3-12081 TCM FD40 C9/C8/T8 變速軸心</p> <p>SF-28</p>	 <p>內13T 外29T</p> <p>15953-82171 TCM FD50-80 (Z-7) 行走邦浦齒輪</p> <p>SF-29</p>
 <p>304 MM</p> <p>10T</p> <p>33331-32880-71 TOYOTA 3~7FD40/45 57×37×10T 雙層齒</p> <p>SF-30</p>	 <p>33331-30511-71 TOYOTA 7FD40 38×56×21T 雙層齒</p> <p>SF-30-1</p>	 <p>15943-82122 TCM FD50~70 Z-7 ID53×OD180×H50 MM 邦浦齒輪</p> <p>SF-31</p>	 <p>258 MM</p> <p>190A2-57061 TCM FHD100Z~150ZS (Z-2) 19T</p> <p>SF-32</p>
 <p>283 MM</p> <p>190E2-57001 TCM FHD100Z~200ZS (Z-3) 19T</p> <p>SF-32-1</p>	 <p>595 MM</p> <p>10T</p> <p>YANG FD30</p> <p>SF-33</p>	 <p>600 MM</p> <p>10T</p> <p>TAILIFT FD30</p> <p>SF-34</p>	 <p>33331-26600-71 TOYOTA 8FD25/30 (1DZ) 51T×32T×10T 雙層齒</p> <p>SF-35</p>
 <p>220 MM</p> <p>33331-26660-71 TOYOTA 8FD20/25 2Z 54T×33T×10T 雙層齒</p> <p>SF-36</p>	 <p>270 MM</p> <p>33331-13040-71 TOYOTA 5/6FD15 (1DZ) 46T×29T×10T 雙層齒</p> <p>SF-37</p>	 <p>260 MM</p> <p>134A3-42051 TCM FD25/30 700S Z-5 18T×260MM</p> <p>SF-38</p>	 <p>245 MM</p> <p>12N43-42051 TCM FD25/30 C3/T3 18T×245MM</p> <p>SF-39</p>



SPECIAL PURPOSE VEHICLE

<p>SHAFT BOLT/NUT/PIN 《離合器芯軸》</p>	 <p>33452-26600-71 TOYOTA 8FD25 1-2 SHIFT 變速箱滑動軸 SF-40</p>	 <p>33451-26600-71 TOYOTA 8FD25 F/R SHIFT 變速箱滑動軸 SF-41</p>	 <p>TCM FD230 30T × 16T × 300MM SF-42</p>
 <p>135C3-12021 TCM FD40 T-9 10T × 355MM SF-43</p>	 <p>91A25-00600 MITSUBISHI 18CF14E 20T × 238MM SF-44</p>	 <p>TCM FD150 (NEW) 30T × 19T SF-45</p>	 <p>TCM FD150 (OLD) 30T × 19T SF-45-1</p>
 <p>91A24-21500 MITSUBISHI FD10-35 PISTONCLUTCH TRQ 自排離合器活塞 SF-46</p>			



SPECIAL PURPOSE VEHICLE

<p>ENGINE MOUNTING & SUPPORT 《引擎膠墊》 《變速箱膠墊》</p>	 <p>85 MM</p> <p>20117-20041 TCM 2.5T/3.5T/6T COUPLING (small 6 holes) CH-006</p>	 <p>162 MM</p> <p>20223-30011 TCM 3.5T COUPLING (big 8 holes) CH-007</p>	 <p>12361-23600-71 TOYOTA 6FD25 FRONT (引擎) CH-008</p>
 <p>41261-23321-71 TOYOTA 7FD25(短桿) 41261-30511-71 TOYOTA 7FD40 (變速箱)(1999後) 41261-23341-71 TOYOTA 7FD40 REAR 汽油車 CH-009</p>	 <p>41261-23320-71 TOYOTA 7FD 25(長桿) 41261-30510-71 TOYOTA 7FD40 (變速箱) (1999前) CH-009-1</p>	 <p>41262-23320-71 TOYOTA 7FD25/40 TRANSMISSION MOUNTING COVER CH-009-2</p>	 <p>12369-26600-71 TOYOTA 8FD25/40 TRANSMISSION MOUNTING COVER CH-009-3</p>
 <p>12361-23000-71 TOYOTA 5FD/6FD25 (變速箱)/(引擎) CH-012</p>	 <p>TOYOTA 5/6FD25 CH-012-1</p>	 <p>41432-23000-71 TOYOTA 5/6FD WASHER PLATE (上) 凸 CH-012-PL</p>	 <p>12317-23001-71 TOYOTA 5/6FD WASHER PLATE (下) 平 13×65×4.5MM CH-012-PL-1</p>
 <p>TOYOTA 5/6FD25 ASSY CH-012A</p>	 <p>91213-12201 MITSUBISHI S4S (後引擎) CH-013</p>	 <p>MITSUBISHI S4S (只有橡膠) CH-013-1</p>	 <p>91331-30041 MITSUBISHI S4S (有螺母) BRACKET ASS'Y FRONT RH (前右變速箱) CH-017</p>
 <p>91331-30031 MITSUBISHI S4S BRACKET ASS'Y FRONT LH (前左變速箱) CH-018</p>	 <p>12361-23321-71 TOYOTA 7FD25~50 FRONT (引擎) CH-032</p>	 <p>12371-40101-71 TOYOTA 5/6FD40 YANG / TAILIFT CH-033</p>	 <p>214A1-02111 TCM FD25 CH-034</p>

















SPECIAL PURPOSE VEHICLE

<p>ENGINE MOUNTING & SUPPORT 《引擎膠墊》 《變速箱膠墊》</p>	 <p>216G1-02111 TCM FD25 CH-035</p>	 <p>214A1-29801K TCM FD25 引擎三點(總成) CH-345</p>	 <p>107MM TCM FD25 CH-345-1</p>
 <p>3EB-01-27130 KOMATSU 11S FD25~30 LOWER(BIG) EM-001</p>	 <p>304-01-31150 KOMATSU FD25~30 11S WASHER EM-001-1</p>	 <p>3EB-01-27140 KOMATSU FD25~30 8/11S UPPER(SMALL) (上座) EM-001-2</p>	 <p>11220-01H00 NISSAN FD25 EM-002</p>
 <p>3EA-39-31210 KOMATSU FD25~30 11S EM-003</p>	 <p>12361-26600-71 TOYOTA 8FD25/30 FRONT (引擎) EM-004</p>	 <p>65457-23000-71 65453-23000-71 65455-23000-71 65456-23000-71 65454-23000-71 1 SET TOYOTA 5FD25 桅桿固定座 EM-005</p>	 <p>3EB-01-31540 KOMATSU FD25 12S EM-006</p>
 <p>22N51-00161 TCM FD30 T3/C3 引擎 / 變速箱 EM-007</p>	 <p>3EB-01-51130 KOMATSU FD25 16/17S 引擎三點 EM-008</p>	 <p>214A2-12001 TCM FD20/25 C7/T7 12 × 44 × 25 MM 水箱三點(下) EM-009</p>	 <p>22252-32241 TCM FD20/25 12 × 29 MM 水箱三點(上) EM-009-1</p>
 <p>91A20-10200 MITSHBISHI GRENDIA ----- FD25 引擎三點 EM-010</p>	 <p>91A20-02500 MITSHBISHI GRENDIA ----- FD25 S4S 引擎三點 EM-010-1</p>	 <p>91A10-10500 MITSHBISHI GRENDIA ----- FD25 變速箱三點 EM-011</p>	 <p>91E43-10900 MITSHBISHI GRENDIA ----- FD25 NISSAN FD25 後擔墊木 EM-012</p>



SPECIAL PURPOSE VEHICLE

<p>ENGINE MOUNTING & SUPPORT 《引擎膠墊》 《變速箱膠墊》</p>	 <p>91B43-10900 MITSHBISHI GRENDIA ----- FD15 NISSAN FD25 後擔墊木 EM-013</p>	 <p>41260-26600-71 TOYOTA 8FD25/30 變速箱三點 (鐵座2孔) 寬 EM-014</p>	 <p>41260-26620-71 TOYOTA 8FD25/30 變速箱三點 (鐵座4孔) EM-014-1</p>
 <p>41260-26610-71 TOYOTA 8FD25/30 248.5m/m (鐵座2孔) 窄 EM-014-2</p>	 <p>23911-02051 TOYOTA 8FD25/30 (中間鐵套) EM-014-3</p>	 <p>23911-02051 TCM FD40 (Z-6/Z-7) 引擎三點 EM-016</p>	 <p>3EB-02-52130 KOMATSU FD25 16S 變速箱三點 EM-017</p>
 <p>16415-23000-71 TOYOTA 5/6FD25 INSULATOR RADIATOR 水箱三點(上) EM-018</p>	 <p>235C1-02051 TCM FD40 (Z8/T8/T9) φ 18*70*33m/m 引擎三點(圓) EM-019</p>	 <p>22571-02011 TCM FD50~FD70 φ 16*75*30m/m 變速箱三點 EM-020</p>	 <p>51395-23000-71 TOYOTA 5FD25 後擔支架墊 EM-021</p>
 <p>43191-23600-71 TOYOTA 6FD25 後擔支架墊 EM-022</p>	 <p>43191-23421-71 TOYOTA 7FD25 後擔支架墊 EM-023</p>	 <p>26611-02111W TCM FD250 3/4S (UPPER) ENGINE MOUNTING 引擎腳墊(上座) EM-024</p>	 <p>26611-02101W TCM FD250 3/4S (LOWER) ENGINE MOUNTING 引擎腳墊(下座) EM-025</p>
 <p>3EB-51-32110 KOMATSU FD25 11S INSULATOR 車台支架墊 EM-026</p>	 <p>3EB-51-32120 KOMATSU FD25 12S INSULATOR 車台支架墊 EM-027</p>	 <p>25781-02021 TCM 5-8T INSULATOR EM-028</p>	 <p>12361-36760-71 TOYOTA 8FD35-80N ENGINE MOUNTING 引擎三點 EM-029</p>



SPECIAL PURPOSE VEHICLE

<p>ENGINE MOUNTING & SUPPORT 《引擎膠墊》 《變速箱膠墊》</p>	 <p>12369-36930-71 TOYOTA 8FD35-80N 引擎橡膠固定鐵蓋 EM-029-1</p>	 <p>91K32-10400 MITSUBISHI -----FD40-70 S6S 19D ENGINE MOUNTING 引擎三點 EM-030</p>	 <p>67205-30510-71 TOYOTA 7FD40 ENGINE MOUNTING 邦浦座減震膠墊座 EM-031</p>
 <p>17402-23600-71 TOYOTA 6/7/8FD10-80 CLAMP 排氣管減震夾 EM-032</p>	 <p>17417-23600-71 TOYOTA 6/7/8FD10-80 CLAMP INSULATOR 排氣管減震夾墊 EM-032-1</p>	 <p>6732-61-3630 KOMATSU PC200-6 6D102 ENGINE EM-034</p>	 <p>9166673-00 YALE 1.5-3T 後擔減震墊 EM-035</p>



SPECIAL PURPOSE VEHICLE

<p>ACCELERATOR & CLUTCH PEDAL 《踏板》</p>	<p>加油板  214A5-22051 TCM FD25 D700/α/Z-3 NYK FD25 70S ACCEL PEDAL PDA-01</p>	<p>離合器/剎車橡皮  25595-42071 TCM FD25 D700/α/Z2S CLUTCH PEDAL PDA-02</p>	<p>離合器/剎車橡皮  239A5-42301 TCM FD25 T6/C3 CLUTCH PEDAL PDA-03</p>
<p>加油板橡皮  26618-22000-71 TOYOTA 3~6FD25/40 ACCEL PEDAL PDA-04</p>	<p>離合器/剎車橡皮  31319-20540-71 TOYOTA 3~8FD25 YANG/ TAILIFT FD25/40 CLUTCH PEDAL PDA-07</p>	<p>離合器/剎車橡皮  91251-00700 MITSUBISHI S4E FD25 CLUTCH PEDAL PDA-08</p>	<p>離合器/剎車橡皮  91253-02600 MITSUBISHI S4S FD25 CLUTCH PEDAL PDA-09</p>
<p>離合器/剎車橡皮  91A51-00600 MITSUBISHI GRENDIA NISSAN FD25 CLUTCH PEDAL PDA-10</p>	<p>離合器/剎車橡皮  3EB-36-12130 KOMATSU FD25 8/11S CLUTCH PEDAL PDA-11</p>	<p>離合器/剎車橡皮  3EB-36-31130 KOMATSU FD25 12/16/17S CLUTCH PEDAL PDA-12</p>	<p>加油板橡皮  3EB-37-11120 KOMATSU FD25 11S ACCEL PEDAL PDA-13</p>
<p>加油踏板  3BA-50-51541 KOMATSU FD25 12S/14S TCM FD25 C3 PEDAL ASSY PDA-14</p>	<p>腳踏剎車墊  46165-26660-71 TOYOTA 8FD10~30 BRAKE PEDAL PDA-15</p>	<p>加油滑輪  TCM FD20~40 PULLEY FOR ACCEL PEDAL PDA-16</p>	<p>加油踏板總成  26601-16561-71 TOYOTA 8FBN15-30N ACCEL PEDAL ASSY PDA-17</p>
<p>加油踏板頂桿  26607-26601-71 TOYOTA 8FD/FG 1T-8T ACCELERATOR LINK PDA-18</p>	<p>操作桿防塵套  53361-13900-71 TOYOTA 7/8FBR 10-30 DUST COVER(BOOT) SHIFT PDA-19</p>	<p>操作桿防塵套  53233-23320-71 TOYOTA 7/8FD/FB10-80 DUST COVER(BOOT) SHIFT PDA-20</p>	<p>排檔桿防塵套  57455-26600-71 TOYOTA 8FD10-80 DUST COVER (BOOT) GEAR SHIFT PDA-21</p>



SPECIAL PURPOSE VEHICLE

<p>ACCELERATOR & CLUTCH PEDAL 《踏板》</p>	<p>排檔桿防塵套</p>  <p>57451-10920-71 TOYOTA 7FD10-A50 DUST COVER (BOOT) GEAR SHIFT PDA-22</p>	<p>離合器/剎車橡皮</p>  <p>TCM FD60~100 CLUTCH PEDAL PDA-24</p>	<p>排檔防塵套</p>  <p>33459-23320-71 TOYOTA 7FD25 DUST COVER (BOOT) PDA-25</p>
<p>儀錶板透明殼</p>  <p>57113-26600-71 TOYOTA 8FD/FG10-80 GLASS PDA-26</p>	<p>排檔防塵套</p>  <p>33521-26600-71 TOYOTA 8FD10-J35 MT 手排 PDA-27</p>		



SPECIAL PURPOSE VEHICLE

<p>BRACKET 《引擎鐵腳》 《變速箱鐵腳》</p>	<p>Engine (引擎)</p> <p>12315-23840-71 TOYOTA 5FD25 (RH) EB-001</p>	<p>Engine (引擎)</p> <p>12307-23022-71 TOYOTA 5FD25 (LH) EB-002</p>	<p>Engine (引擎)</p> <p>12311-23660-71 TOYOTA 6FD25 (RH/LH) EB-003</p>
<p>Transmission (變速箱)</p> <p>41401-23063-71 TOYOTA 5/6FD25 (RH) EB-004</p>	<p>Transmission (變速箱)</p> <p>TOYOTA 5/6FD25 (LH) EB-004-1</p>	<p>Engine (引擎)</p> <p>5-11771-130-1 TCM FD25 C240/麗馳 (LH) (LONG) EB-005</p>	<p>Engine (引擎)</p> <p>8-94315-495-0 TCM FD25 C240 YANG / TAILIFT / 麗馳 (RH) (SHORT) EB-006</p>
<p>Engine (引擎)</p> <p>3EB-02-14440 KOMATSU 12S FD30 KOMATSU 11S FD25 (LH) EB-007</p>	<p>Engine (引擎)</p> <p>3EB-02-37520 KOMATSU 12S FD30 (RH) EB-007-1</p>	<p>Engine (引擎)</p> <p>KOMATSU 11S FD25 (LH) 外匯車 EB-007-2</p>	<p>Engine (引擎)</p> <p>12315-23440-71 TOYOTA 7FD25 2Z (RH) (LONG) EB-008</p>
<p>Engine (引擎)</p> <p>12311-23440-71 TOYOTA 7FD25 2Z (LH) (SHORT) EB-009</p>	<p>Engine (引擎)</p> <p>12315-23360-71 TOYOTA 7FD25 1DZ (RH) EB-010</p>	<p>Engine (引擎)</p> <p>12311-23360-71 TOYOTA 7FD25 1DZ (LH) EB-011</p>	<p>Transmission (變速箱)</p> <p>41401-33660-71 TOYOTA 5/6FD30 (RH) EB-012</p>
<p>Transmission (變速箱)</p> <p>33821-23320-71 TOYOTA 7FD25/40 (LONG/SHORT) (LH=RH) EB-013</p>	<p>Transmission (變速箱)</p> <p>33831-23320-71 TOYOTA 7FD25/40 (LONG/SHORT) (RH=LH) EB-014</p>	<p>Transmission (變速箱)</p> <p>33821-23321-71 TOYOTA 7FD25/40 (2000/9後) (SHORT) (LH) EB-015</p>	<p>Engine (引擎)</p> <p>3EB-02-34510 KOMATSU FD25 12S (LH) EB-016</p>



SPECIAL PURPOSE VEHICLE

<p>BRACKET 《引擎鐵腳》 《變速箱鐵腳》</p>	 <p>Engine (引擎)</p> <p>8-97113-800-0 TCM / YANG FD25/30 4JG2 (RH) EB-017</p>	 <p>Engine (引擎)</p> <p>8-97108-075-0 TCM / YANG FD25/30 4JG2 (LH) EB-018</p>	 <p>Engine (引擎)</p> <p>3EA-02-24210 KOMATSU 11S FD30 (LH) EB-019</p>
 <p>Engine (引擎)</p> <p>3EA-02-24240 KOMATSU 11S FD25/30 (RH) EB-020</p>	 <p>Engine (引擎)</p> <p>M12*1.25m/m</p> <p>91520-20100 MITSUBISHI S4S FD/FG18~25 (RH/LH) EB-021</p>	 <p>Engine (引擎)</p> <p>12315-26620-71 TOYOTA 8FD25 (1DZ II) (RH) EB-022</p>	 <p>Engine (引擎)</p> <p>12311-26620-71 TOYOTA 8FD25 (1DZ II) (LH) EB-023</p>
 <p>Engine (引擎)</p> <p>12315-26660-71 TOYOTA 8FD25 (2Z/3Z) (RH) EB-024</p>	 <p>Engine (引擎)</p> <p>12311-26660-71 TOYOTA 8FD25 (2Z/3Z) (LH) EB-025</p>	 <p>Engine (引擎)</p> <p>12311-30510-71 TOYOTA 7FD40 (RH/LH) EB-026</p>	 <p>Engine (引擎)</p> <p>TCM FD25 (4BC2) (RH) EB-027</p>
 <p>Engine (引擎)</p> <p>TCM FD25 (4BC2) (LH) EB-028</p>	 <p>Engine (引擎)</p> <p>32336-23330-71 TOYOTA 7FD30 自排車 EB-029</p>	 <p>Engine (引擎)</p> <p>12315-36600-71 TOYOTA 8FG10~30 (4Y) (RH) EB-030</p>	 <p>Engine (引擎)</p> <p>12301-26600-71 TOYOTA 8FG10~30 (4Y) (LH) EB-031</p>
 <p>Engine (引擎)</p> <p>91E20-10400 MITSUBISHI GRANDIA ----- FD20-35 (RH) EB-032</p>	 <p>Engine (引擎)</p> <p>91E20-10300 MITSUBISHI GRANDIA ----- FD20-35 (LH) EB-033</p>	 <p>Transmission (變速箱)</p> <p>91A10-10100 MITSUBISHI GRANDIA ----- FD20-35 MT&AT (手排/自排) (RH) EB-034</p>	 <p>Transmission (變速箱)</p> <p>91A10-20300 MITSUBISHI GRANDIA ----- FD20-35 AT (自排) (LH) EB-035</p>



SPECIAL PURPOSE VEHICLE

<p>BRACKET 《引擎鐵腳》 《變速箱鐵腳》</p>	<p>Transmission (變速箱)</p>  <p>91A10-20200 MITSUBISHI GRANDIA ----- FD20-35 MT (手排) (LH) EB-036</p>	<p>Transmission (變速箱)</p>  <p>32303-N3170-71 TOYOTA 8FD/FG35-80 (RH) EB-037</p>	<p>Transmission (變速箱)</p>  <p>32302-N3170-71 TOYOTA 8FD/FG35-80 (LH) EB-038</p>
<p>Engine (引擎)</p>  <p>11232-GG30B NISSAN 1F2 QD32 K21/25 (RH) EB-039</p>	<p>Engine (引擎)</p>  <p>11233-GG30B NISSAN 1F2 QD32 K21/25 (LH) EB-040</p>		