



SPECIAL PURPOSE VEHICLE

CENTER PIN 《中心肖》

TOYOTA

TCM



43631-13600-71
TOYOTA 5/6FD15
(切溝4MM)
28 × 185 MM **PI-101-1**



24454-32161
TCM FD25 Z-2/Z-5/700型
32 × 195 MM **PI-105**



43631-20540-71
TOYOTA 5/6FD25
YANG 2.5T
28 × 195 MM **PI-103**



23814-30041
TCM FD25 Z-3/α
NYK FD25
32 × 210 MM **PI-106**



43631-32880-71
TOYOTA 5FD40
28 × 208 MM **PI-104**



224W4-30311
TCM FD35/40 Z-6/Z-7
32 × 230 MM **PI-108**



24234-32131
TOYOTA/NYK/TCM
FD15 電動車
25 × 175 MM **PI-119**



TCM FD40 Z-6/Z-7
32 × 227 MM **PI-108-1**



25784-32171
TCM FD50~80 SD25
45 × 248 MM **PI-112**



TCM FD100~130
50 × 350 MM **PI-114**



TCM FD25 5型
32 × 175 MM **PI-124**



TCM FD135
40 × 200 MM **PI-129**



TCM FD250 2/3/4型
45 × 210 MM **PI-131**

ABR

ABR

















SPECIAL PURPOSE VEHICLE

CENTER PIN
《中心肖》

KOMATSU

NISSAN

	34B-24-11321 KOMATSU FD25 8/11/12/14S (切溝5MM) 28 × 185 MM PI-101		48598-14H00 NISSAN FD25 J02 (切溝4MM) 25 × 205 MM PI-113
	34C-24-11190 KOMATSU FD40~70 SHOVELLER 35 × 240 MM PI-102		NISSAN 30 × 193 MM PI-120
	KOMATSU FD70 35 × 250 MM PI-109		NISSAN FD40 30 × 224 MM PI-127
	3EC-24-11340 KOMATSU FD35/40 4S/5S TAILIFT FD25/30 30 × 196 MM PI-110		
	3EC-24-31680 KOMATSU FD40 7S 22 × 209 MM PI-111		
	3EB-24-32350 KOMATSU FD25 14S/15S 22 × 188.5 MM PI-115		
	KOMATSU FD30 14S 22 × 210 MM PI-118		
	3EA-24-11920 KOMATSU FD15 11S 22 × 115 MM PI-125		
	KOMATSU FD15 7S 22 × 180 MM PI-126		
	3EA-24-32360 KOMATSU FD10-18 17S 22 × 177 MM PI-132		





SPECIAL PURPOSE VEHICLE

CENTER PIN 《中心肖》

mitsubishi

YALE



91243-05400
MITSUBISHI FD25 (S4S)
28 × 155 MM PI-107



YALE FD25/30
25 × 180 MM
PI-116



91843-05300
MITSUBISHI FD50
穿孔8MM
40 × 217.5 MM PI-121



YALE FD15
25 × 165 MM
PI-117



MITSUBISHI FD30 (S4S)
28 × 162 MM
PI-123

TAILIFT




TAILIFT
傾斗車前斗肖子
40 × 218 MM PI-128

NYK (NICHYU)



14300-59930
NYK FD15 70-75S
25 × 195 MM PI-122

SHINKO



SHINKO FD25
30 × 223 MM
PI-130



1403563005200
SHINKO FD15
30 × 196 MM
PI-130-1








SPECIAL PURPOSE VEHICLE

<p>CENTER PIN KIT 《中心肖修理包》</p>	 <p>KOMATSU FD25 8S/11S/12S PI-101K</p>	 <p>04436-10010-71 TOYOTA 5/6FD15 PI-101-1K</p>	 <p>KOMATSU FD40~70 SHOVELLER PI-102K</p>
 <p>04436-20010-71 TOYOTA 5/6FD25 PI-103K</p>	 <p>TOYOTA 5/6FD40 PI-104K</p>	 <p>TCM FD25 Z-2/Z-5 PI-105K</p>	 <p>TCM FD25 Z-3 NYK FD25 PI-106K</p>
 <p>91243-05400 MITSUBISHI FD25 (S4S) PI-107K</p>	 <p>TCM FD40 Z-6/Z-7/Z-8 PI-108K</p>	 <p>KOMATSU FD70 PI-109K</p>	 <p>3EC-24-05050 KOMATSU FD40 PI-110K</p>
 <p>TAILIFT FD30 PI-110-1K</p>	 <p>KOMATSU FD40 7S PI-111K</p>	 <p>25784-39811 TCM FD50~FD80 PI-112K</p>	 <p>NISSAN FD25 J02 PI-113K</p>
 <p>KOMATSU FD25 14/15S PI-115K</p>	 <p>YALE FD25/30 PI-116K</p>	 <p>KOMATSU FD30 14S PI-118K</p>	 <p>TCM/NYK FD15 PI-119K</p>



SPECIAL PURPOSE VEHICLE

<p>CENTER PIN KIT 《中心肖修理包》</p>	 <p>MITSUBISHI FD50 PI-121K</p>	 <p>NYK FD15 70-75S PI-122K</p>	 <p>MITSUBISHI FD30 (S4S) PI-123K</p>
 <p>KOMATSU FD15 11S PI-125K</p>	 <p>KOMATSU FD15 7S PI-126K</p>		

ABR



SPECIAL PURPOSE VEHICLE

<p>HUB BOLT / NUT 《輪胎螺絲》</p>	<p>43415-30080-71 BN-001B</p>  <p>51 MM</p> <p>90114-14010-71 TOYOTA 5FD25</p> <p>BN-001</p>	<p>A9</p>  <p>168 MM</p> <p>A8</p> <p>42482-23420-71 TOYOTA 7FD25 TOYOTA 7FD40 雙輪 前輪螺絲</p> <p>BN-002</p>	 <p>51 MM</p> <p>34B-24-11221 KOMATSU 8S/11S/12S</p> <p>BN-004</p>
	 <p>40224-0T005 M14×1.5×23m/m</p> <p>BN-001-A</p>	<p>A4</p>  <p>165 MM</p> <p>A1</p> <p>42481-33240-71 TOYOTA 7/8FD30 前輪螺絲</p> <p>BN-003</p>	 <p>55 MM</p> <p>40222-14H00 NISSAN FD25</p> <p>BN-005</p>
 <p>48 MM</p> <p>23654-39821 TCM FD25 Z-3/Z-5 M14×1.5×48m/m</p> <p>BN-006</p>	 <p>50 MM</p> <p>YANG FD20</p> <p>BN-008</p>	 <p>55 MM</p> <p>9037753-00 YALE FD25 SHINKO FD25 Z-8 M14×1.5×55m/m</p> <p>BN-010</p>	 <p>21 MM</p> <p>50 MM</p> <p>421023260 NYK FD25 55S/65S</p> <p>BN-012</p>
<p>91443-03300</p>  <p>48 MM</p> <p>91243-10800 MITSUBISHI Fd25 15×48m/m</p> <p>BN-007</p>	 <p>54 MM</p> <p>SHINKO 6FB坐式 TAILIFT/YANG FD30 FRONT HUB</p> <p>BN-009</p>	 <p>23 MM</p> <p>48.5 MM</p> <p>23654-32041 TCM FD25 T-3 M14×1.5×48.5m/m</p> <p>BN-011</p>	 <p>21 MM</p> <p>52 MM</p> <p>90179-12004-71-螺母 90114-12012-71-螺絲 TOYOTA 5/6FD15 TCM/NYK FD15 電動車</p> <p>BN-013</p>
 <p>90179-12004-71 M12×1.5×21m/m</p> <p>BN-013-A</p>	<p>BN-015-A(M24×32m/m)</p>  <p>51 MM</p> <p>80942-76003-71-螺母 80942-76004-71-總成 TOYOTA 7FD25 (雙輪前呔夫螺絲)</p> <p>BN-015</p>	<p>BN-017-A(M30×41m/m)</p>  <p>64 MM</p> <p>23813-00081-螺母 23813-00071-螺絲 TCM (雙輪前呔夫螺絲)</p> <p>BN-017</p>	<p>BN-001-A</p>  <p>61 MM</p> <p>43813-23600-71 TOYOTA 7/8FD25 -----7FB20(6孔) TAILIFT FD30 M14×1.5×61m/m</p> <p>BN-019</p>
 <p>42484-23130-71 TOYOTA 7FB25 M16×150m/m 前輪螺絲</p> <p>BN-014</p>	<p>BN-016-1(M28×38m/m)</p>  <p>64 MM</p> <p>80942-76001-71-螺母 42636-76003-71-螺絲 34B-27-11340-總成 TOYOTA (雙輪前呔夫螺絲)</p> <p>BN-016</p>	 <p>42 MM</p> <p>20153-70042 TCM/TOYOTA/YANG FD15</p> <p>BN-018</p>	<p>BN-001-A</p>  <p>54 MM</p> <p>43812-23320-71 TOYOTA 7/8FD25 -----7FB25(8孔) M14×1.5×54m/m</p> <p>BN-019-1</p>
 <p>47 MM</p> <p>40222-A0800 NISSAN FD15 J01 M12×1.5×47m/m</p> <p>BN-020</p>	<p>14</p>  <p>48 MM</p> <p>M12</p> <p>HYSTER FD15</p> <p>BN-022</p>	<p>BN-024-1 固定套</p>  <p>TOYOTA 5/6FD30 M12×1.25/1.75×68m/m 車心雙頭螺絲</p> <p>BN-024</p>	 <p>SHINKO FB25 M12×1.25×45m/m 電動車</p> <p>BN-026</p>
<p>BN-021-2</p>  <p>46 MM</p> <p>BN-021-1</p> <p>70000-33810 NYK FD15</p> <p>BN-021</p>	<p>BN-023-1 固定套</p>  <p>80116-76107-71 TOYOTA FD25 M10×1.25×46m/m 車心雙頭螺絲</p> <p>BN-023</p>	 <p>90109-14002-71 TOYOTA 7FBR15-18 M14×1.5×50m/m 電動車</p> <p>BN-025</p>	 <p>51 MM</p> <p>900525100 YALE FD15</p> <p>BN-027</p>
 <p>TCM FD40 25×65m/m</p> <p>BN-028</p>	 <p>358-27-11230-螺母 34A-24-11220-螺絲 KOMATSU FD15 M12×1.5×22m/m</p> <p>BN-030</p>	 <p>90109-16009-71 TOYOTA 7FB30 M16×16.5×163m/m 前哈夫螺絲</p> <p>BN-032</p>	 <p>90101-12020-71 TOYOTA 8FD30 M12×1.25×62m/m</p> <p>BN-034</p>
 <p>TOYOTA 5/6/7FD15~25 M14×1.5×37.5m/m 差速斜齒輪螺絲</p> <p>BN-029</p>	 <p>90101-10066-K MITSUBISHI M10×1.25×47m/m 車心螺絲</p> <p>BN-031</p>	 <p>42483-13130-71 TOYOTA 7FB15 M14×14.5×146m/m 前哈夫螺絲</p> <p>BN-033</p>	<p>M18×1.5</p>  <p>M20×1.5</p> <p>42481-30510-71 TOYOTA 5FD50 M20×157m/m 前哈夫螺絲</p> <p>BN-035</p>



SPECIAL PURPOSE VEHICLE

<h3>HUB BOLT / NUT</h3> <p>《輪胎螺絲》</p>	 42481-30510-71 TOYOTA 7/8F35-50 <i>M18×M20×168m/m</i> 前哈夫螺絲(雙輪) BN-035-1	 24453-02061 TCM FD20/30/40 Z-5/C3/C6/C7 <i>M12×58m/m</i> 車心雙頭螺絲 BN-037	 4310-28340 <i>M12×23×22m/m</i> BN-039
	 14300-12560 NYK FD15 後哈夫螺母 <i>M12×1.5×23×H16m/m</i> BN-036	 TCM FD25 Z-1 <i>M11×60m/m</i> <i>M11×1.5 / M11×1.25 m/m</i> 車心雙頭螺絲 BN-038	 40222-FJ100 NISSAN FD40 <i>M14×14.5×50.5m/m</i> BN-040
 40222-L6000 NISSAN FD40~60 <i>M18×1.5×66m/m</i> (圓頭25m/m) BN-041	 3EB-21-25180 KOMATSU FD25~30J 12S/14S 車心螺絲 43m/m BN-043	 903758300 YALE FD25 (前輪螺絲) <i>M20×1.5×66m/m</i> BN-045	 TCM FD80/100/150 <i>M10×35m/m</i> 剎車盤固定螺絲 BN-047
 42484-23320-71 TOYOTA 7/8FDK20/25 <i>M12×M16×145m/m</i> 前輪螺絲 BN-042	 M16×2.0 A-12 SHINKO 6FB25 <i>M18×205m/m</i> 前輪螺絲 BN-044	 GEHL 4640 鏟土車(美國) <i>M16×1.5×65m/m</i> BN-046	 DAEWOO FD25 <i>M12.5×54m/m</i> 後輪哈夫螺絲 BN-049
 90105-20003-71 TOYOTA 7FD35-A50 <i>M20×19×109m/m</i> 前橋扇形螺絲(細) BN-050	 84512-76013-71 BN-051-1 90170-20003-71 BN-051-2	 CATERPILLAR CAT 48×15×14牙 螺母13×25×H17 山貓輪胎螺絲 BN-053	 90113-18004-71 TOYOTA 7/8FB/FD10-30 <i>M18×79m/m</i> 前橋扇形螺絲(粗) BN-055
 90113-20004-71 TOYOTA 7FD35-A50 <i>M20×21×109m/m</i> 前橋扇形螺絲(粗) BN-051	 32A07-06900 MITSUBISHI S4S <i>M8×1.25×33m/m</i> 啟動馬達螺絲 BN-052	 91443-02700-螺絲 91443-02800-螺母 MITSUBISHI FD35 F14E <i>M16×1.5×53m/m</i> BN-054	 90105-18004-71 TOYOTA 7/8FB/FD10-30 <i>M18×79m/m</i> 前橋扇形螺絲(細) BN-056
 32 MM 42219-23320-71 TOYOTA 7/8FB/FD10-30 <i>M24×163m/m</i> 前橋固定螺絲 BN-057	 90113-20005-71 TOYOTA 8FD35-50(N) <i>M20×21×111m/m</i> 前橋扇形螺絲(粗) BN-059	 91K33-01600 MITSUBISHI FD35-55NT <i>M22×1.5×80m/m</i> 前橋扇形螺絲 BN-061	 90105-18003-71 TOYOTA FDZN20-30 <i>M18×95m/m</i> 桿光直徑16.9m/m 前橋扇形螺絲(細) BN-063
 90105-20005-71 TOYOTA 8FD35-50(N) <i>M20×20×111m/m</i> 前橋扇形螺絲(細) BN-058	 3ED-24-41250 KOMATSU FD50~80 7/8/10S <i>M22×1.5×71m/m</i> BN-060	 90113-18006-71 TOYOTA FDZN20-30 <i>M18×92m/m</i> 桿光直徑19m/m 前橋扇形螺絲(粗) BN-062	 TCM <i>M12×1.25×73m/m</i> 鋼圈逼出螺絲 BN-064
BYD 電車 2.5T 前輪螺絲 BN-065 15.8 MM 			
34B-24-11221 KOMATSU FB15/18/20A 12S <i>M14×1.5×51m/m</i> 前輪螺絲 BN-066			









































SPECIAL PURPOSE VEHICLE

NUT 《螺母》	 A 310-30-26310 KOMATSU <i>M20×36×H22m/m</i>	 A2 23913-02041 TCM FD30/40 <i>M20×41m/m</i>	 A3 01400-10020 TCM FD30 <i>M20×1.5×30m/m</i>
	 A1 90179-20001-71 TOYOTA <i>M20×38m/m</i>	 A2-1 91K33-02600 MITSUBISHI Fd50 <i>M22×41m/m</i>	 A4 90170-12001 KOMATSU 11S /TCM <i>M18×26m/m</i>
 A5 24354-32311 TCM FD35/38/40/45 Z-7 <i>M20×32×H22m/m</i>	 A7 MT-420342 MITSUBISHI (S4E) <i>M19×38m/m (RH)</i>	 A8 90179-16003-71 TOYOTA <i>M16×32m/m</i>	 A10 90179-14002-71 TOYOTA 7FD25 <i>M14×22×H15m/m</i>
 A6 814914 MITSUBISHI (S4E) <i>M19×26m/m</i>	 A7-1 NISSAN FD25 MITSUBISHI (S4S) <i>M18×38×H25m/m (LH)</i>	 A9 <i>M16×24m/m</i>	 A11 308-22-23350 KOMATSU FD50 <i>M22×38m/m</i>
 A12 40225-L0700 NISSAN FD25 J02 <i>M18×32×H26.5m/m</i>	 A14 01402-10020 TIE ROD BOLT <i>M20×1.5×15m/m (RH)</i>	 A15 3EB-24-21290 TIE ROD BOLT <i>M22×1.5×30×13m/m (RH)</i>	 A16 TIE ROD BOLT <i>M22×1.5×32×18m/m (RH)</i>
 A13 304-41-36740 KOMATSU FD25 11S <i>M19×1.5×36m/m</i>	 A14-1 01407-10020 TIE ROD BOLT <i>M20×1.5×15m/m (LH)</i>	 A15-1 3EB-24-21280 TIE ROD BOLT <i>M22×1.5×30×13m/m (LH)</i>	 A17 25784-52261 TIE ROD BOLT <i>M26×38×15m/m (RH)</i>
 A17-1 25784-52271 TIE ROD BOLT <i>M26×38×15m/m (LH)</i>	 A19 BOLT <i>M16×24×13m/m</i>	 A21 MITSUBISHI (S4S) <i>M27×2.0×38×18m/m</i>	 A21-2 YALE FD25 <i>M27×1.5×38m/m</i>
 A18 308-22-23335 <i>M22×36m/m (LH)</i>	 A20 BOLT <i>M18×27×15m/m</i>	 A21-1 MITSUBISHI (S4S) <i>M27×2.0×36×18m/m</i>	 A22 KOMATSU FD50 <i>M22×32×26.5m/m</i>
 A23 <i>M16×1.5×24m/m (RH)</i>	 A25 <i>M24×2.0×19m/m (RH)</i>	 A26 <i>M30×2.0×46×24m/m</i> 台勵福行斗車螺絲	 A28 41121-10340-71 TOYOTA 7FD40 車心螺母 <i>M38.6×46×18m/m</i>
 A24 <i>M24×1.5×19m/m (RH)</i>	 A25-1 <i>M24×2.0×19m/m (LH)</i>	 A27 TCM FD40 拉桿城堡螺母 <i>M20×1.5×13m/m</i>	 A29 9001263-67 NICHUYU 2.5T <i>M20×32×H25m/m</i>



SPECIAL PURPOSE VEHICLE

<p>HUB BOLT / NUT 《前輪螺絲》</p>	 B 106 MM 3EB-21-16140 KOMATSU FD20~30 8S	 D 85 MM 24353-72001 TCM FD25 Z-5	 F 78 MM 91833-07100 (S4S) MITSUBISHI FD35/40 (S4E)
	 C 71 MM 3EC-21-16140 KOMATSU FD35/40	 E 107 MM 91433-10701 (雙輪用) MITSUBISHI FD20/25	 G 53 MM BOLT BEAR WHEEL
 H 65 MM 64343-71101 MITSUBISHI FD35/40 (後輪用)	 J 74 MM 90101-18377-71 TOYOTA 3/5FD30	 L 165 MM 42419-30510-71 TOYOTA 7FD40 <i>M20×1.5×145m/m</i>	 M-1K NISSAN FD20 SCRWR REPAIR KIT 油壓缸螺絲修理包
 I 58 MM 43471-31960-71 TOYOTA 3/5/6/7FD35/40 (後輪用)	 K 106 MM 3EB-21-25170 KOMATSU FD20/30 11S/15S	 M 75 MM 48513-51K01 NISSAN FD25 <i>M14×1.5×17×75m/m</i>	 M2 48513-51K00 NISSAN FD25 <i>M10×1.25×17×75m/m</i>
 M3 NISSAN (K25) <i>M14×1.5×16×76.5m/m</i>	 M5 NISSAN FD15 <i>M14×1.25×15×67.4m/m</i>	 O 83 MM 25303-02102B TCM FD20/30 Z-5	 Q 85 MM 42423-32880-71 TOYOTA 5/6/7FD40
 M4 48513-00H01 NISSAN (K25) <i>M14×1.5×16×60.3m/m</i>	 N 95 MM 228A3-02031 TCM FD35/40/45 FD50 T-9	 P 93 MM A8+A9螺母 42431-23000-71 TOYOTA 5/6FD25	 R 75 MM 24354-42301 TCM FD40~60 Z-7 FD60~100 Z-8 (後輪用)
 S 86 MM 42481-23600-71 TOYOTA 5/6FD25	 U 90 MM 42483-33660-71 TOYOTA 5/6/7FD30	 W 104 MM 42484-13310-71 TOYOTA 7/8FD15	 Y 82 MM 43225-14H00 NISSAN FD25 J02
 T 90 MM 42483-23420-71 TOYOTA 7FD25	 V 58 MM 3EC-24-11320 KOMATSU FD40 寬30m/m	 X 93 MM 42424-31960-71 (雙輪用) TOYOTA 7FD40/50	 Z 83 MM 43225-00H00 NISSAN FD15 P01
 1A 97 MM 43225-04H00 NISSAN J01 MITSUBISHI FD15	 3A 105 MM 22433-72101 TCM FD30 Z-5	 5A 95 MM 3EA-21-14121 KOMATSU FG15~FG25	 B1-1 86 MM KOMATSU FD40~50
 2A 76 MM 216G3-02061 TCM FD15 C19/T19	 4A 110 MM 42481-13601-71 TAILIFT/YANG/TOYOTA 5/6FD15	 B1 89 MM 308-22-23325 KOMATSU FD50~80	 B1-2 86 MM 3EC-21-26230 KOMATSU FD40/45



SPECIAL PURPOSE VEHICLE

<p>HUB BOLT / NUT 《前輪螺絲》</p>	 <p>B2 96 MM 33555-23420-71 TOYOTA 7FD25 變速桿插肖</p>	 <p>B4 90 MM F1455-22055 TCM FD40 Z-2 MITSUBISHI FD100-240</p>	 <p>B5-1 (BOLT) 螺絲 M24×92m/m 24813-00192</p>
	 <p>B3 98 MM 3EB-21-52380 KOMATSU FD25 16S</p>	 <p>B5 92 MM TCM FD150~240 Z-4/Z-5 M24×92m/m (附螺母)</p>	 <p>B5-2 (NUT) 螺母 M24×35.5m/m 77912-25071</p>
 <p>B5-3 馬蹄腳 24813-00061 TCM FD150-250</p>	 <p>B6 100 MM M19×1.5 20m/m MITSUBISHI GRENDIA FD25</p>	 <p>B8 81 MM TCM FD150~FD240 (old) M24×81m/m (附螺母)</p>	 <p>B10 85 MM TCM FD250 Z-3 3/4"UNC10牙 (英制牙) NUT OD26m/m</p>
 <p>B5-4 150 MM M20×1.5m/m</p>	 <p>B7 100 MM M18×1.5 20m/m 43222-FK001 / FK310 NISSAN FD25 L02</p>	 <p>B9 90 MM M20×1.5 20m/m M20×1.5 KOMATSU FD50 7S</p>	 <p>B10-1 1229V1504 TCM FD250 Z-3 19.8×31.5×3m/m</p>
 <p>B10-2 L型馬蹄鐵 2257V1062 TCM FD250 Z-3</p>	 <p>B11-1 TCM FD60~FD100 前輪馬蹄鐵</p>	 <p>B12 67893-26600-71 TOYOTA 8FD10N~J35N M10×1.5×13×109.5m/m 排檔固定肖 (二 LEVER)</p>	 <p>B13 (總成) B13-2 螺母 B13-1 螺絲 NYK FD25 65S M18×66m/m 前哈夫螺絲</p>
 <p>B11 TCM FD60~FD100 M16×101m/m 前輪螺絲(附螺母*1)</p>	 <p>B11-3 TCM FD60~FD100 前輪馬蹄鐵總成</p>	 <p>B12-1 67894-26530-71 TOYOTA 8FD10N~J35N M10×1.5×13×150m/m 排檔固定肖 (四 LEVER)</p>	 <p>B14 YALE FD25 M20×100m/m 前哈夫螺絲</p>
 <p>B15 3EF-24-113605A KOMATSU FD150 前輪馬蹄鐵</p>	 <p>B16 (總成) 42481-33900-71 TOYOTA 8FD60-80 前輪螺絲+(BN-016+A4)</p>	 <p>B18 91K33-00200 MITSUBISHI F19D FD50 M22×1.5×112m/m 前輪螺絲</p>	 <p>B20 5242285-84 YALE / HYSTER Fd15 M14×104m/m 前輪螺絲</p>
 <p>B15-1 01140-82055 KOMATSU FD150 前輪螺絲 105m/m</p>	 <p>B17 42481-31620-71 TOYOTA 8FD60-80 M20×100m/m 後輪螺絲</p>	 <p>B19 64333-95302 MITSUBISHI F20B F20C FD50-90 M22×M20×86m/m 前輪螺絲</p>	 <p>B21 92333-15800 MITSUBISHI FD100~150 M20×1.5×82m/m 前剎車鼓螺絲</p>
 <p>B22 CLARK OMEGA 28T 螺絲組+馬蹄鐵</p>	 <p>B22-2 107.5 MM CLARK OMEGA 28T 前輪螺絲+螺母 (英制細牙) 3/4"UNF16牙 (英制粗牙) 7/8"UNC9牙</p>		
 <p>B22-1 CLARK OMEGA 28T 前輪馬蹄鐵</p>			



SPECIAL PURPOSE VEHICLE

<p>DRAIN PLUG (BOLT), OIL PAN / DIFFERENTIAL 《油底殼螺絲》 《差速器螺絲》 《升降缸安全閥》</p>	<p> PD-01 TCM C240 (4JG2) KOMATSU 11S M22×1.5m/m</p> <p> PD-02 KOMATSU FD25 11S M20×1.5m/m</p>	<p> PD-03 15MM KOMATSU 12/14/16S M16×1.5m/m</p> <p> PD-03-1 12MM KOMATSU 12/14/16S M16×1.5m/m</p>	<p> PD-04 Φ32MM 80341-76001-71 TOYOTA FD25 1Z/2Z/13Z M25×1.5m/m (六角)</p> <p> PD-05 Φ35MM 90341-25003-71 TOYOTA 7FD25 1Z/2Z/13Z M25×1.5m/m (六角)</p>
<p> PD-06 33135-20540-71 TOYOTA 7FD25 M18×1.5m/m</p> <p> PD-07 90341-20003-71 TOYOTA 7FD25 差速器底殼螺絲 M20×1.5m/m</p>	<p> PD-08 15310-78200-71 TOYOTA 5~8F 1DZ 引擎機油調整洩油閥</p> <p> PD-09 65020-26600-71 TOYOTA 8FD/FB/FG10-30 伸降缸安全閥</p>	<p> PD-11 65020-36630-71 TOYOTA 8FDJ/FGJ/FBJ35 伸降缸安全閥</p> <p> PD-12 65020-36840-71 TOYOTA 8FD35(N)-80(N) 伸降缸安全閥</p>	<p> PD-12-1 65020-36880-71 TOYOTA 8FD35(N)-70(N) 伸降缸安全閥</p> <p> PD-13 94411-00031 MITSUBISHI FD/FG20-55 GRENDIA 安全閥 (中缸)</p>
<p> PD-14 15310-78300-71 TOYOTA 5~6F 1Z/2Z 引擎機油調整洩油閥</p> <p> PD-15 59036-03010 MITSUBISHI FD10-25 ----- GRENDIA 安全洩壓閥</p>	<p> PD-16 59036-03020 MITSUBISHI FD20-35 ----- GRENDIA 安全洩壓閥</p> <p> PD-17 65020-10690-71 TOYOTA 7FD/FB10-30 伸降缸安全閥 (邊缸)</p>	<p> PD-17-1 無孔 65010-12960-71 TOYOTA 7FD/FB10-25 伸降缸流量閥 (邊缸)</p> <p> PD-17-2 65020-23600-71 TOYOTA 6FD/FB10-30 伸降缸安全閥 (邊缸)</p>	<p> PD-17-3 65020-34250-71 TOYOTA 7FD/FB10-25 伸降缸流量閥 (中間缸)</p> <p> PD-18 65020-33251-71 TOYOTA 7/8FDJ/FBJ35 伸降缸安全閥 (中間缸)</p>
<p> PD-19 65020-23330-71 TOYOTA 7/8FD/FB10-25 伸降缸安全閥 (中間缸)</p> <p> PD-21 32A36-05010 MITSUBISHI S4S S6S S4Q2 調整洩油閥</p>	<p> PD-22 65020-33320-71 TOYOTA 7/8FD/FB30 伸降缸安全閥 (中間缸)</p>		
<p>OIL COOLER COVER 《機油冷卻蓋》</p>	<p></p> <p>TCM FD40 6BB1/6BD1 OC-01</p>		



SPECIAL PURPOSE VEHICLE

<p>BOLT STOPPER 《大王尚止尚》</p>	<p>M10×1.25  43112-35010 TOYOTA 5FD25 <i>M12.5×68m/m</i> P-201</p> <p>M10×1.25  38 MM 43232-23600-71 TOYOTA 6FD25 P-202</p>	<p>M10×1.25  75 MM 20314-30161 TCM FD25/40 <i>M16×95m/m</i> P-203</p> <p> 20 MM 300-27-11221 KOMATSU FD25-80 11/12/14S TAILIFT FD25 P-204</p>	<p>M10×1.25  邊12m/m 38 MM 64343-18801 MITSUBISHI (S4S) FD25 P-205</p> <p> 40023-48200 NISSAN FD25/40 (無溝)34m/m P-206</p>
<p> NISSAN FD25 (切溝)30m/m P-206-1</p> <p> 43227-23420-71 TOYOTA 7FD25/40 <i>M10×1.25×38m/m</i> P-207</p>	<p>M8×1.25  20114-30081 TCM FD15 TOYOTA 7FD40 <i>M12×70m/m</i> P-208</p> <p>M10×1.25  215E4-32341 TCM FD25 T3 <i>M16×87m/m</i> P-209</p>	<p>M10×1.5  3EB-35-11130 KOMATSU 8S/11S 排檔PIN <i>M15×52m/m</i> P-210</p> <p>M10×1.25  43112-76002-71 TOYOTA FD50 <i>M16×80m/m</i> P-211</p>	<p> AIJUI MENG FD25/30 PINS FOR KNUCKLE <i>M12×42m/m</i> P-212</p> <p> TCM FD200~250 <i>M30×195m/m</i> P-213</p>
<p> TAILIFT FD25/30 <i>M12.65×72m/m</i> P-214</p> <p> 90109-14005-71 TOYOTA 8FD60-80 <i>M14×40m/m</i> P-215</p>			



SPECIAL PURPOSE VEHICLE

<p style="text-align: center;">SCREW ADJUSTING 《剎車調整器》</p>	 SA-01 91846-01400 MITSUBISHI FD25 (S4S) TAILIFT FD25 28.3*6*107MM (RH)  SA-02 91846-01300 MITSUBISHI FD25 (S4S) TAILIFT FD25 28.3*6*107MM (LH)	 SA-03 47450-23600-71 TOYOTA 5/6FD25 28.3*6.3*88MM (RH)  SA-04 47460-23600-71 TOYOTA 5/6FD25 28.3*6.3*88MM (LH)	 SA-05 23653-72041 TCM FD25 28.3*6*90MM (RH)  SA-06 23653-72031 TCM FD25 28.3*6*90MM (LH)
 SA-05-1 TCM/TOYOTA FD40 28.3*8.3*90MM (RH)  SA-06-1 TCM/TOYOTA FD40 28.3*8.3*90MM (LH)	 SA-07 34B-30-14140 KOMATSU FD25 11/12S 38*6*104.5MM (RH)  SA-08 34B-30-14240 KOMATSU FD25 11/12S 38*6*104.5MM (LH)	 SA-09 3EC-30-11230 KOMATSU FD40 TOYOTA 5FD30 28.3*6.3*108MM (RH)  SA-10 3EC-30-11150 KOMATSU FD40 TOYOTA 5FD30 28.3*6.3*108MM (LH)	 SA-11 47607-10110-71 TCM FD15 28.3*5*88MM (RH)  SA-12 47707-10110-71 TCM FD15 28.3*5*88MM (LH)
 SA-13 47450-11630-71 TOYOTA 2/7/8FD15 28.3*6.3*89.5MM (RH)  SA-14 47460-11630-71 TOYOTA 2/7/8FD15 28.3*6.3*89.5MM (LH)	 SA-15 C-52-11242-23300 TCM T6/T3 28.3*8.5*106MM (RH)  SA-16 C-52-11242-13300 TCM T6/T3 28.3*8.5*106MM (LH)	 SA-17 YANG/TAILIFT FD15/25 33*7*102MM (RH)  SA-18 YANG/TAILIFT FD15/25 33*7*102MM (LH)	 SA-21 3EB-30-51450 KOMATSU FD30 16S MITSUBISHI FD30 33*7*106MM (RH)  SA-22 3EB-30-51430 KOMATSU FD30 16S MITSUBISHI FD30 33*7*106MM (LH)
 SA-19 TCM FD50 (小面) 28.3*8.3*122.4MM (RH)  SA-19-1 C-52-11254-23302 TCM FD50~FD70 (大面) 33*8.3*122.4MM (RH)	 SA-20 TCM FD50 (小面) 28.3*8.3*122.4MM (LH)  SA-20-1 C-52-11254-13302 TCM FD50~FD70 (大面) 33*8.3*122.4MM (LH)	 SA-23 3RA-31-13860 KOMATSU M16*1.5*37MM 蝶式剎車調整螺絲  SA-24 28.3*5.5*88MM (RH)	 SA-25 28.3*5.5*88MM (LH)  SA-26 47460-33660-71 TOYOTA 7/8FD25 28.3*6.6*89MM (LH)
 SA-27 47450-33660-71 TOYOTA 7/8FD25 28.3*6.6*89MM (RH)  SA-28 C52-61706-43510 TCM 10T Z8 M20*2.0*45MM			



SPECIAL PURPOSE VEHICLE

<p>TIE ROD LINK 《連結器》</p>	 <p>Φ24MM 43751-13311-71 TR-01-1 Φ17MM 43752-13310-71 TR-01-2 Φ27MM TR-01-3 43751-33240-71 TOYOTA 7FD25 (3片裝) TR-01</p>	 <p>Φ22MM Φ26MM Φ22 Φ29MM 43751-30511-71 TOYOTA 7FD40/50 (RH) TR-02</p>	 <p>Φ22MM Φ22 Φ29MM Φ26MM 43752-30511-71 TOYOTA 7FD40/50 (LH) TR-03</p>
 <p>Φ22MM 43751-23440-71 TR-04-1 Φ20MM 43752-23442-71 TR-04-2 TOYOTA 7/8FD25/30 (2片裝) TR-04</p>	 <p>Φ20MM Φ25MM 53.5MM 22N54-32351 TCM FD30 C3/T3 (RH) TR-05</p>	 <p>Φ20MM Φ20MM 54MM 22N54-32352 TCM FD30 C3/T3 (RH) TR-05-1</p>	 <p>Φ25MM Φ20MM 53.5MM 22N54-32361 TCM FD30 C3/T3 (LH) TR-06</p>
 <p>Φ20MM Φ20MM 54MM 22N54-32362 TCM FD30 C3/T3 (LH) TR-06-1</p>	 <p>Φ20MM Φ25MM Φ27MM Φ20 43751-23320-71 TOYOTA 7FD25 (RH) TR-07</p>	 <p>Φ20MM Φ20 Φ27MM Φ25mm 43752-23320-71 TOYOTA 7FD25 (LH) TR-08</p>	 <p>Φ20MM Φ23MM 66MM Φ20MM Φ27MM 3EC-24-15240SA KOMATSU FD35 7S (RH) TR-09</p>
 <p>Φ20MM Φ23MM 113MM Φ27MM 3EC-24-31630SA KOMATSU FD35 7S (LH) TR-10</p>	 <p>Φ20MM Φ25MM 65MM 螺絲孔 M8*1.25 3ED-24-41160 KOMATSU FD50/60 7S (RH) TR-11</p>	 <p>Φ25MM Φ20MM 65MM 螺絲孔 M8*1.25 3EC-24-49250SG KOMATSU FD50/60 10S (RH/LH) TR-11-1</p>	 <p>Φ20MM Φ25MM 113MM 3ED-24-41150 KOMATSU FD50/60 7S (LH) TR-12</p>
 <p>Φ18MM 60MM 135MM 37104 YANG/TAILOFT/進輪 FD25 (RH/LH) TR-13</p>	 <p>Φ20MM 60MM 135MM YANG/TAILOFT/進輪 FD25 (RH/LH) TR-13-1</p>	 <p>Φ17MM Φ17MM 39MM 22MM 120MM 48512-51K00 NISSAN TD27 1994/2前 TR-14</p>	 <p>Φ17MM Φ17MM 39MM 22MM 120MM 48512-51K01 NISSAN TD27 1994/2後 TR-15</p>



SPECIAL PURPOSE VEHICLE

<p>TIE ROD LINK 《連結器》</p>	 <p>43732-23420-71 TOYOTA 7FD25/40 TR-16</p>	 <p>43752-33260-71 TOYOTA 7FD40 TR-17</p>	 <p>43753-33240-71 TOYOTA 7FD40 TR-18</p>
 <p>TR-19-1</p>  <p>TR-19-2</p> <p>YANG FD25 (2片裝) TR-19</p>	 <p>3EB-25-35110 KOMATSU 12/14S (RH) TR-20</p>	 <p>3EB-25-35120 KOMATSU 12S/14S (LH) TR-21</p>	 <p>20A74-32551 TCM FD15 T3 (RH) TR-22</p>
 <p>20A74-32562 TCM FD15 T13 (RH) TR-22-1</p>	 <p>20A74-32561 TCM FD15 T3 (LH) TR-23</p>	 <p>20A74-32552 TCM FD15 T13 (LH) TR-23-1</p>	 <p>91E43-10600 NISSAN FD25 L02 MITSUBISHI GRENDIA (RH) TR-24</p>
 <p>91E43-10500 NISSAN FD25 L02 MITSUBISHI GRENDIA (LH) TR-25</p>	 <p>9151364-00 YALE FD25 (RH/LH) TR-26</p>	 <p>TR-27-1 TR-27-2 TR-27-3</p> <p>TOYOTA 7FD30 (3片裝) TR-27</p>	 <p>3EB-25-42360 KOMATSU 15S TR-28</p>
 <p>3EB-24-32250SA KOMATSU FD25 14S TR-28-1</p>	 <p>48511-FJ101 NISSAN FD15 L01 (RH/LH) TR-29</p>	 <p>3EA-24-32251SA KOMATSU FD15-18 17S TR-30</p>	 <p>22B54-32951 TCM FD25 C3/T3 (RH) TR-31</p>



SPECIAL PURPOSE VEHICLE

<p>TIE ROD LINK 《連結器》</p>	 <p>22B54-32961 TCM FD25 C3/T3 (LH) TR-32</p>	 <p>3EB-24-32321 KOMATSU FD25 14S (RH/LH) TR-33</p>	 <p>48512-44K00 NISSAN FD15 L01 TR-34</p>
 <p>524W2-42401 TCM FD40 T8 後橋橫拉桿 (RH/LH) TR-35</p>	 <p>3EC-24-31650SG KOMATSU FD40 7S TR-38</p>	 <p>91C43-00500 MITSUBISHI GRENDIA ----- FD15 TR-39</p>	 <p>91F43-00500 MITSUBISHI GRENDIA ----- FD25 TR-40</p>
 <p>3014501302 LINDE FD16~20 (RH/LH) TR-41</p>	 <p>3024501308 LINDE FD30 (RH/LH) TR-42</p>	 <p>81HA50171 HYUNDAI FD25/30 (附墊片*2) (RH/LH) TR-43</p>	 <p>219Y4-32022 TCM FD250 Z-3/Z-4 (RH) TR-44</p>
 <p>219Y4-32012 TCM FD250 Z-3/Z-4 (LH) TR-45</p>	 <p>218314 TOYOTA BT LPE200 承載輪架 TR-46</p>	 <p>261671 TOYOTA BT LPE200 承載輪架 TR-46-1</p>	 <p>261916 TOYOTA BT SWE140 踏板回位彈簧 TR-49</p>
 <p>91K43-00900 MITSUBISHI S6S 5T (RH) TR-50</p>	 <p>91K43-00800 MITSUBISHI S6S 5T (LH) TR-50-1</p>	 <p>3EA-24-32340SA KOMATSU FD15 17S (RH) TR-51</p>	 <p>3EA-24-32320SA KOMATSU FD15 17S (LH) TR-51-1</p>



SPECIAL PURPOSE VEHICLE

<p>TIE ROD LINK 《連結器》</p>	 <p>55902-42081 TCM FD50-130 (RH/LH) TR-52</p>	 <p>174 MM 58 MM 60 MM Φ 17MM</p> <p>5242412-45 YALE GPD15AK (RH/LH) TR-53</p>	 <p>195MM 60 MM Φ 17MM</p> <p>5242412-46 YALE FD25/30 (RH/LH) TR-54</p>
 <p>Φ 20MM Φ 23MM 64.5 MM Φ 20MM Φ 27MM</p> <p>3FD-24-13171SA KOMATSU FD50-70 7/8S (RH) TR-55</p>	 <p>Φ 23MM Φ 20MM 64.5 MM Φ 27MM Φ 20MM</p> <p>3FD-24-13181SA KOMATSU FD50-70 7/8S (LH) TR-56</p>	 <p>Φ 32.4MM 43753-31040-71 TR-57-1 Φ 30MM 43751-31040-71 TR-57-2 Φ 26MM 43752-31040-71 TR-57-3</p> <p>TOYOTA 8FD60-80 (3片裝) TR-57</p>	